

STANDARD KEYWAY SIZES

Listed are the standard keyway sizes furnished with corresponding bore sizes. These sizes will be supplied when keyway size is specified on an order. If other than standard is required, please specify, "Non-Standard Keyway" when ordering.

Bore	Keyway	Bore	Keyway
1/2" to 9/16"	1/8" x 1/16"	1-13/16" to 2-1/4"	1/2" x 1/4"
5/8" to 7/8"	3/16" x 3/32"	2-5/16" to 2-3/4"	5/8" x 5/16"
15/16" to 1-1/4"	1/4" x 1/8"	2-13/15" to 3"	3/4" x 3/8"
1-5/16" to 1-3/8"	5/16" x 5/32"	3-5/16" to 3-3/4"	7/8" x 7/16"
1-7/16" to 1-3/4"	3/8" x 3/16"	3-13/16" to 4-1/2"	1" x 1/2"

Keyway Tolerances
Width: + .002 -0
Depth: + .010 -0

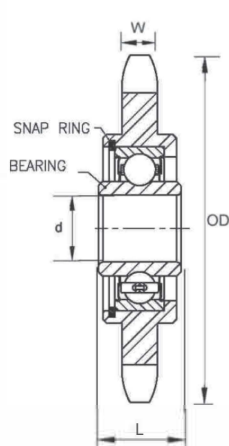
DECIMAL EQUIVALENTS

Inches		mm (Metric)	Inches		mm (Metric)
Fraction	Decimal		Fraction	Decimal	
1/64	0.0156	0.397	33/64	0.5156	13.097
1/32	0.0313	0.794	17/32	0.5313	13.494
3/64	0.0469	1.191	35/64	0.5469	13.891
1/16	0.0625	1.588	9/16	0.5625	14.288
5/64	0.0781	1.984	37/64	0.5781	14.684
3/32	0.0938	2.381	19/32	0.5938	15.081
7/64	0.1094	2.778	39/64	0.6094	15.478
1/8	0.1250	3.175	5/8	0.6250	15.875
9/64	0.1406	3.572	41/64	0.6406	16.272
5/32	0.1563	3.969	21/32	0.6563	16.669
11/64	0.1719	4.366	43/64	0.6719	17.066
3/16	0.1875	4.763	11/16	0.6875	17.463
13/64	0.2031	5.159	45/64	0.7031	17.859
7/32	0.2188	5.556	23/32	0.7188	18.256
15/64	0.2344	5.953	47/64	0.7344	18.653
1/4	0.2500	6.350	3/4	0.7500	19.050
17/64	0.2656	6.747	49/64	0.7656	19.447
9/32	0.2813	7.144	25/32	0.7813	19.844
19/64	0.2969	7.541	51/64	0.7969	20.241
5/16	0.3125	7.938	13/16	0.8125	20.638
21/64	0.3281	8.334	53/64	0.8281	21.034
11/32	0.3438	8.731	27/32	0.8438	21.431
23/64	0.3594	9.128	55/64	0.8594	21.828
3/8	0.3750	9.525	7/8	0.8750	22.225
25/64	0.3906	9.922	57/64	0.8906	22.622
13/32	0.4063	10.319	29/32	0.9063	23.019
27/64	0.4219	10.716	59/64	0.9219	23.416
7/16	0.4375	11.113	15/16	0.9375	23.813
29/64	0.4531	11.509	61/64	0.9531	24.209
15/32	0.4688	11.906	31/32	0.9688	24.606
31/64	0.4844	12.303	63/64	0.9844	25.003
1/2	0.5000	12.700	1	1.0000	25.400

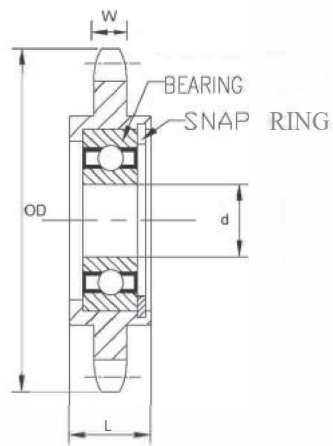
High Speed Ball Bearing

No. of Teeth	Part No.	Chain Pitch	OD	d	L	W	App. Wt. (Lbs.)	Bearing included
17	HB40C17	40	2.97	0.64	0.72	0.284	0.52	203KRR2
18	HB40C18	40	3.14	0.64	0.72	0.284	0.53	203KRR2
13	HB50C13	50	2.91	0.64	0.72	0.343	0.75	203KRR2
15	HB50C15	50	3.32	0.64	0.72	0.343	0.75	203KRR2
17	HB50C17	50	3.72	0.64	0.72	0.343	0.78	203KRR2
13	HB60C13	60	3.51	0.64	0.72	0.459	0.76	203KRR2
15	HB60C15	60	3.98	0.64	0.72	0.459	1.06	203KRR2
1	HB80C1	80	4.01	0.750	0.55	0.575	1.50	6204-12-2RS
12	HB80C12	80	4.36	0.750	0.55	0.575	1.50	6204-12-2RS
11	HB100C11	100	5.01	1.000	0.59	0.690	2.50	6205-1-2RS
Adapter 5/8-1/2	PFBA10-8	40-60						

H - Denotes hardened teeth.



40-60 Sprockets

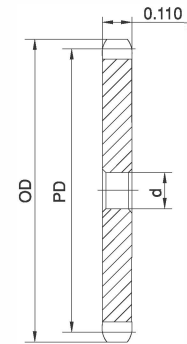


#80 and 100 Sprockets

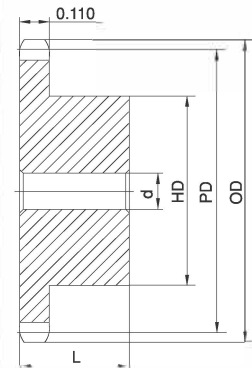
#25

1/4" Pitch - Single Type A&B

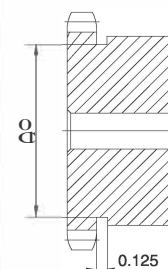
No. ofTeeth	OD	PD	Type A			Type B					
			Part No.	d	App.Wt. (Lbs.)	Part No.	d		H	L	App.Wt. (Lbs.)
							Min.	Max.			
9	0.837	0.731				H25B9	1/4	1/4	7/16	1/2	0.03
10	0.919	0.809				H25B10	1/4	1/4	1/2	1/2	0.03
11	1.002	0.887				H25B11	1/4	5/16	9/16	1/2	0.04
12	1.083	0.966				H25B12	1/4	3/8	5/8	1/2	0.06
13	1.167	1.044				H25B13	1/4	7/16	23/32	1/2	0.07
14	1.246	1.124				H25B14	1/4	9/16	13/16	1/2	0.08
15	1.326	1.202				H25B15	1/4	9/16	57/64	1/2	0.10
16	1.407	1.281				H25B16	1/4	9/16	31/32	1/2	0.12
17	1.487	1.361				H25B17	1/4	5/8	1-1/32	1/2	0.14
18	1.568	1.440	H25A18	1/4	0.05	H25B18	1/4	3/4	1-1/8	1/2	0.16
19	1.648	1.519	H25A19	1/4	0.05	H25B19	1/4	13/16	1-7/32	1/2	0.19
20	1.729	1.598	H25A20	1/4	0.06	H25B20	1/4	7/8	1-9/32	5/8	0.25
21	1.809	1.678	H25A21	3/8	0.06	H25B21	1/4	7/8	1-3/8	5/8	0.28
22	1.889	1.757	H25A22	3/8	0.07	H25B22	1/4	15/16	1-7/16	5/8	0.31
23	1.969	1.836	H25A23	3/8	0.07	H25B23	1/4	1	1-1/2	5/8	0.32
24	2.049	1.915	H25A24	3/8	0.08	H25B24	3/8	1	1-1/2	5/8	0.33
25	2.129	1.994	H25A25	3/8	0.09	H25B25	3/8	1	1-1/2	5/8	0.34
26	2.209	2.074	H25A26	3/8	0.10	H25B26	3/8	1	1-1/2	5/8	0.35
27	2.289	2.154	H25A27	3/8	0.11	H25B27	3/8	1	1-1/2	5/8	0.35
28	2.369	2.233	H25A28	3/8	0.12	H25B28	3/8	1	1-1/2	5/8	0.36
29	2.449	2.312	H25A29	3/8	0.13	H25B29	3/8	1	1-1/2	5/8	0.37
30	2.529	2.392	H25A30	3/8	0.14	H25B30	3/8	1	1-1/2	5/8	0.38
31	2.609	2.471	H25A31	3/8	0.15	H25B31	3/8	1	1-1/2	5/8	0.39
32	2.688	2.550	H25A32	3/8	0.15	H25B32	3/8	1	1-1/2	5/8	0.40
33	2.768	2.630	H25A33	3/8	0.17	H25B33	3/8	1	1-1/2	5/8	0.41
34	2.848	2.709	H25A34	3/8	0.17	H25B34	3/8	1	1-1/2	5/8	0.42
35	2.928	2.789	H25A35	3/8	0.19	H25B35	3/8	1	1-1/2	5/8	0.44
36	3.008	2.869	H25A36	3/8	0.20	H25B36	3/8	1	1-1/2	3/4	0.46
37	3.087	2.948	H25A37	1/2	0.21	H25B37	1/2	1-3/8	2	3/4	0.48
38	3.167	3.028	H25A38	1/2	0.22	H25B38	1/2	1-3/8	2	3/4	0.50
39	3.247	3.107	H25A39	1/2	0.23	H25B39	1/2	1-3/8	2	3/4	0.52
40	3.327	3.186	H25A40	1/2	0.24	H25B40	1/2	1-3/8	2	3/4	0.54
41	3.406	3.266	H25A41	1/2	0.26	H25B41	1/2	1-3/8	2	3/4	0.56
42	3.486	3.345	H25A42	1/2	0.26	H25B42	1/2	1-3/8	2	3/4	0.58
43	3.566	3.425	H25A43	1/2	0.27	H25B43	1/2	1-3/8	2	3/4	0.61
44	3.646	3.504	H25A44	1/2	0.28	H25B44	1/2	1-3/8	2	3/4	0.64
45	3.725	3.584	H25A45	1/2	0.30	H25B45	1/2	1-3/8	2	3/4	0.67
46	3.805	3.663	H25A46	1/2	0.32	H25B46	1/2	1-3/8	2	3/4	0.71
47	3.885	3.743	H25A47	1/2	0.34	H25B47	1/2	1-3/8	2	3/4	0.75
48	3.964	3.822	H25A48	1/2	0.35	H25B48	1/2	1-3/8	2	3/4	0.78
50	4.124	3.981	H25A50	1/2	0.38	H25B50	1/2	1-3/8	2	3/4	0.85
54	4.442	4.300	H25A54	1/2	0.45	H25B54	1/2	1-3/8	2	3/4	1.00
60	4.920	4.777	H25A60	1/2	0.55	H25B60	1/2	1-3/8	2	3/4	1.10
65	5.319	5.174	H25A65	1/2	0.65	H25B65	1/2	1-3/8	2	3/4	1.17
70	5.717	5.572	H25A70	1/2	0.75	H25B70	1/2	1-3/8	2	3/4	1.25
72	5.876	5.732	H25A72	1/2	0.80	H25B72	1/2	1-3/8	2	3/4	1.30
75	6.115	5.970	H25A75	1/2	0.86	H25B75	1/2	1-3/8	2	3/4	1.39
80	6.513	6.368	H25A80	1/2	0.98	H25B80	1/2	1-3/8	2	3/4	1.54



Type A



Type B



Type B

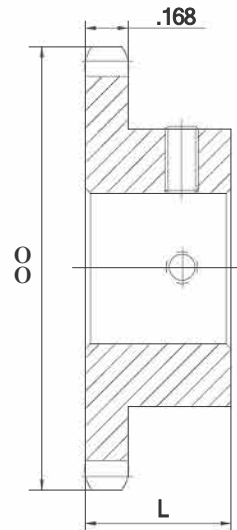
H - Denotes hardened teeth. Also available unhardened.
Maximum bores shown, accommodate standard keyway with setscrew positioned over keyway.

3/8" Pitch - Single Type B

#35

No. ofTeeth	Part No.	OD	L	App. Wt. (Lbs.)	Finished Bores (Includes Keyway and 2 Setscrews)								
9	H35B9	1.260	3/4	0.10	•3/8								
10	H35B10	1.380	3/4	0.11	•3/8	*1/2	+5/8						
11	H35B11	1.500	3/4	0.15	*3/8	*1/2	+5/8	+3/4					
12	H35B12	1.630	3/4	0.18		*1/2	5/8	+3/4					
13	H35B13	1.750	3/4	0.20		*1/2	5/8	3/4					
14	H35B14	1.870	3/4	0.22		*1/2	5/8	3/4					
15	H35B15	1.990	3/4	0.24		*1/2	5/8	3/4	7/8	1			
16	H35B16	2.110	3/4	0.29		*1/2	5/8	3/4	7/8	1			
17	H35B17	2.230	3/4	0.36		*1/2	5/8	3/4	7/8	1			
18	H35B18	2.350	3/4	0.39		*1/2	5/8	3/4	7/8	1			
19	H35B19	2.470	3/4	0.44		*1/2	5/8	3/4	7/8	1			
20	H35B20	2.590	3/4	0.51		*1/2	5/8	3/4	7/8	1			
21	H35B21	2.710	7/8	0.75		*1/2	5/8	3/4	7/8	1			
22	H35B22	2.830	7/8	0.78		*1/2	5/8	3/4	7/8	1			
23	H35B23	2.950	7/8	0.78		*1/2	5/8	3/4	7/8	1			
24	H35B24	3.070	7/8	0.79		*1/2	5/8	3/4	7/8	1			
25	H35B25	3.190	7/8	0.80		*1/2	5/8	3/4	7/8	1			
26	H35B26	3.310	7/8	0.84			5/8	3/4	7/8	1	1-1/8	1-3/16	1-1/4
27	H35B27	3.430	7/8	0.88			5/8	3/4	7/8	1	1-1/8	1-3/16	1-1/4
28	H35B28	3.550	7/8	0.92			5/8	3/4	7/8	1	1-1/8	1-3/16	1-1/4
30	H35B30	3.790	7/8	0.98			5/8	3/4	7/8	1	1-1/8	1-3/16	1-1/4
32	H35B32	4.030	7/8	1.14			5/8	3/4	7/8	1	1-1/8	1-3/16	1-1/4
35	H35B35	4.390	1	1.38			5/8	3/4	7/8	1	1-1/8	1-3/16	1-1/4
36	H35B36	4.510	1	1.41			5/8	3/4	7/8	1	1-1/8	1-3/16	1-1/4
40	H35B40	4.990	1	1.56			5/8	3/4	7/8	1	1-1/8	1-3/16	1-1/4
42	H35B42	5.230	1	1.64			5/8	3/4	7/8	1	1-1/8	1-3/16	1-1/4
45	H35B45	5.590	1	1.74			5/8	3/4	7/8	1	1-1/8	1-3/16	1-1/4
48	H35B48	5.950	1	1.86			5/8	3/4	7/8	1	1-1/8	1-3/16	1-1/4
54	H35B54	6.660	1	1.98			5/8	3/4	7/8	1	1-1/8	1-3/16	1-1/4
60	H35B60	7.380	1	2.34				3/4	7/8	1	1-1/8	1-3/16	1-1/4
70	H35B70	8.580	1	3.14				3/4	7/8	1	1-1/8	1-3/16	1-1/4
72	H35B72	8.810	1	3.30				3/4	7/8	1	1-1/8	1-3/16	1-1/4
80	H35B80	9.770	1	3.94				3/4	7/8	1	1-1/8	1-3/16	1-1/4
84	H35B84	10.250	1	4.26				3/4	7/8	1	1-1/8	1-3/16	1-1/4
96	H35B96	11.680	1	5.22				3/4	7/8	1	1-1/8	1-3/16	1-1/4
112	H35B112	13.590	1	6.50				3/4	7/8	1	1-1/8	1-3/16	1-1/4

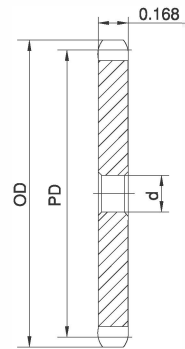
H - Denotes hardened teeth. Also available unhardened
 • - Indicates no keyway (2-1/4" setscrews included with 1/2" & 3/8" bore).
 + - Setscrews positioned at 90° and 180° to keyway.
 Larger bore sizes require hubs of greater diameter.
 Keyway centered on line of tooth.



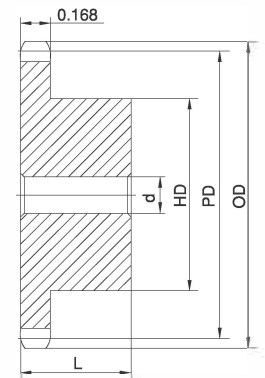
#35

3/8" Pitch - Single Type B

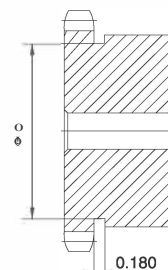
No. ofTeeth	OD	PD	Type A			Type B					
			Part No.	d	App.Wt. (Lbs.)	Part No.	d		8	L	App.Wt. (Lbs.)
							Min.	Max.			
8	1.130	0.980				H35B8	3/8	3/8	3/4•	3/4	0.07
9	1.260	1.096				H35B9	3/8	3/8	27/32•	3/4	0.09
10	1.380	1.214				H35B10	3/8	9/16	31/32•	3/4	0.14
11	1.500	1.331				H35B11	3/8	9/16	1-1/16•	3/4	0.17
12	1.630	1.449				H35B12	1/2	9/16	1-7/32•	3/4	0.20
13	1.750	1.567				H35B13	1/2	11/16	1-1/4•	3/4	0.23
14	1.870	1.685	H35A14	3/8	0.10	H35B14	1/2	7/8	1-1/4	3/4	0.25
15	1.990	1.804	H35A15	1/2	0.10	H35B15	1/2	7/8	1-11/32	3/4	0.29
16	2.110	1.922	H35A16	1/2	0.12	H35B16	1/2	15/16	1-15/32	3/4	0.35
17	2.230	2.041	H35A17	1/2	0.12	H35B17	1/2	1-1/16	1-19/32	3/4	0.42
18	2.350	2.159	H35A18	1/2	0.14	H35B18	1/2	1-3/16	1-23/32	3/4	0.48
19	2.470	2.278	H35A19	1/2	0.16	H35B19	1/2	1-1/4	1-27/32	3/4	0.54
20	2.590	2.397	H35A20	1/2	0.20	H35B20	1/2	1-5/16	1-15/16	3/4	0.59
21	2.710	2.516	H35A21	1/2	0.20	H35B21	1/2	1-3/8	2	7/8	0.80
22	2.830	2.635	H35A22	1/2	0.22	H35B22	1/2	1-3/8	2	7/8	0.80
23	2.950	2.754	H35A23	1/2	0.24	H35B23	1/2	1-3/8	2	7/8	0.82
24	3.070	2.873	H35A24	1/2	0.26	H35B24	1/2	1-3/8	2	7/8	0.88
25	3.190	2.992	H35A25	1/2	0.28	H35B25	1/2	1-3/8	2	7/8	0.88
26	3.310	3.111	H35A26	1/2	0.28	H35B26	1/2	1-3/8	2	7/8	0.90
27	3.430	3.230	H35A27	1/2	0.34	H35B27	1/2	1-3/8	2	7/8	0.94
28	3.550	3.349	H35A28	1/2	0.39	H35B28	1/2	1-3/8	2	7/8	0.94
29	3.670	3.469	H35A29	1/2	0.42	H35B29	1/2	1-3/8	2	7/8	0.98
30	3.790	3.588	H35A30	1/2	0.45	H35B30	1/2	1-3/8	2	7/8	1.02
31	3.910	3.707	H35A31	1/2	0.48	H35B31	1/2	1-3/8	2	7/8	1.06
32	4.030	3.826	H35A32	5/8	0.51	H35B32	1/2	1-3/8	2	7/8	1.10
33	4.150	3.945	H35A33	5/8	0.54	H35B33	5/8	1-1/2	2-1/4	7/8	1.29
34	4.270	4.064	H35A34	5/8	0.57	H35B34	5/8	1-1/2	2-1/4	7/8	1.32
35	4.390	4.183	H35A35	5/8	0.60	H35B35	5/8	1-1/2	2-1/4	7/8	1.36
36	4.510	4.303	H35A36	5/8	0.62	H35B36	5/8	1-1/2	2-1/4	7/8	1.40
37	4.630	4.422	H35A37	5/8	0.64	H35B37	5/8	1-1/2	2-1/4	1	1.48
38	4.750	4.541	H35A38	5/8	0.66	H35B38	5/8	1-1/2	2-1/4	1	1.52
39	4.870	4.660	H35A39	5/8	0.68	H35B39	5/8	1-1/2	2-1/4	1	1.57
40	4.990	4.780	H35A40	19/32	0.70	H35B40	5/8	1-1/2	2-1/4	1	1.62
42	5.230	5.018	H35A42	19/32	0.78	H35B42	5/8	1-1/2	2-1/4	1	1.68
45	5.590	5.376	H35A45	19/32	0.88	H35B45	5/8	1-1/2	2-1/4	1	1.78
48	5.950	5.734	H35A48	19/32	1.21	H35B48	5/8	1-1/2	2-1/4	1	1.88
50	6.190	5.972	H35A50	19/32	1.23	H35B50	5/8	1-1/2	2-1/4	1	1.98
54	6.660	6.449	H35A54	19/32	1.32	H35B54	5/8	1-1/2	2-1/4	1	2.20
60	7.380	7.165	H35A60	23/32	1.66	H35B60	3/4	1-1/2	2-1/4	1	2.48
65	7.980	7.762	H35A65	23/32	1.96	H35B65	3/4	1-1/2	2-1/4	1	2.78
70	8.580	8.358	H35A70	23/32	2.30	H35B70	3/4	1-1/2	2-1/4	1	3.12
72	8.810	8.597	H35A72	23/32	2.56	H35B72	3/4	1-1/2	2-1/4	1	3.42
80	9.770	9.552	H35A80	23/32	3.16	H35B80	3/4	1-1/2	2-1/4	1	3.82
84	10.250	10.029	H35A84	23/32	3.26	H35B84	3/4	1-1/2	2-1/4	1	4.24
96	11.680	11.461	H35A96	23/32	4.64	H35B96	3/4	1-1/2	2-1/4	1	5.16
112	13.590	13.371	H35A112	23/32	5.05	H35B112	3/4	1-1/2	2-1/4	1	6.70



Type A



Type B



Type B

H - Denotes hardened teeth. Also available unhardened

Maximum bores shown, accommodate standard keyway with setscrew positioned over keyway.

• Hub has recessed groove allowing for chain clearance. GD are as follows:

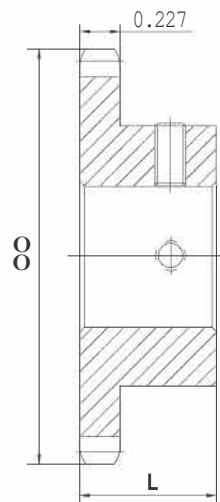
8 Teeth= 0.510in 9 Teeth= 0.635in 10 Teeth= 0.750in

11 Teeth= 0.890in 12 Teeth= 1.000in 13 Teeth= 1.125in

1/2" Pitch - Single Type B

No. of Teeth	Part No.	OD	L	App. Wt. (Lbs.)	Finished Bores (Includes Keyway and 2 Setscrews)
9	H41B9	1.670	7/8	0.20	*1/2 5/8
10	H41B10	1.840	7/8	0.25	*1/2 5/8
11	H41B11	2.000	7/8	0.32	*1/2 5/8 3/4
12	H41B12	2.170	7/8	0.33	*1/2 5/8 3/4 7/8
13	H41B13	2.330	7/8	0.43	*1/2 5/8 3/4 7/8 1
14	H41B14	2.490	7/8	0.48	*1/2 5/8 3/4 7/8 1
15	H41B15	2.650	7/8	0.59	*1/2 5/8 3/4 1
16	H41B16	2.810	7/8	0.72	5/8 3/4 1
17	H41B17	2.980	1	1.00	5/8 3/4 1
18	H41B18	3.140	1	1.10	5/8 3/4 1
19	H41B19	3.300	1	1.21	5/8 3/4 1
20	H41B20	3.460	1	1.39	5/8 3/4 1
21	H41B21	3.620	1	1.77	5/8 3/4 1
22	H41B22	3.780	1	1.92	5/8 3/4 1
23	H41B23	3.940	1	2.18	5/8 3/4 1
24	H41B24	4.100	1	2.24	5/8 3/4 1
25	H41B25	4.260	1	2.42	5/8 3/4 1
26	H41B26	4.420	1	2.46	5/8 3/4 1
27	H41B27	4.580	1	2.52	5/8 3/4 1
28	H41B28	4.740	1	2.60	5/8 3/4 1
30	H41B30	5.060	1	2.76	5/8 3/4 1
32	H41B32	5.380	1	2.92	5/8 3/4 1
35	H41B35	5.860	1	3.08	5/8 3/4 1
36	H41B36	6.020	1	3.28	5/8 3/4 1
40	H41B40	6.650	1-1/16	3.52	3/4 1 1-1/8 1-3/16 1-1/4 1-3/8 1-7/16 1-1/2
42	H41B42	6.970	1-1/16	3.68	3/4 1 1-1/8 1-3/16 1-1/4 1-3/8 1-7/16 1-1/2
45	H41B45	7.450	1-1/16	3.94	3/4 1 1-1/8 1-3/16 1-1/4 1-3/8 1-7/16 1-1/2
48	H41B48	7.930	1-1/16	4.68	3/4 1 1-1/8 1-3/16 1-1/4 1-3/8 1-7/16 1-1/2
54	H41B54	8.890	1-1/16	5.44	3/4 1 1-1/8 1-3/16 1-1/4 1-3/8 1-7/16 1-1/2
60	H41B60	9.840	1-1/16	6.54	3/4 1 1-1/8 1-3/16 1-1/4 1-3/8 1-7/16 1-1/2
70	H41B70	11.430	1-3/16	9.28	3/4 1 1-1/8 1-3/16 1-1/4 1-3/8 1-7/16 1-1/2
72	H41B72	11.750	1-3/16	9.38	3/4 1 1-1/8 1-3/16 1-1/4 1-3/8 1-7/16 1-1/2
80	H41B80	13.030	1-3/16	11.28	3/4 1 1-1/8 1-3/16 1-1/4 1-3/8 1-7/16 1-1/2
84	H41B84	13.660	1-3/16	11.94	3/4 1 1-1/8 1-3/16 1-1/4 1-3/8 1-7/16 1-1/2
96	H41B96	15.570	1-3/16	14.51	1 1-1/8 1-3/16 1-1/4 1-3/8 1-7/16 1-1/2
112	H41B112	18.120	1-3/16	18.81	1 1-1/8 1-3/16 1-1/4 1-3/8 1-7/16 1-1/2

H - Denotes hardened teeth. Also available unhardened
 • - Indicates no keyway (2-1/4" setscrews with 1/2" bore).
 Larger bore sizes require hubs of greater diameter.
 Keyway centered on line of tooth.



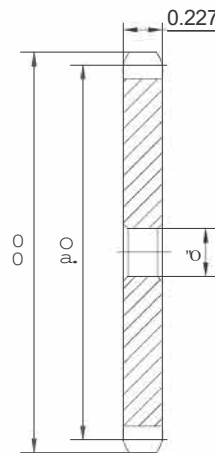

Type B

#41

1/2" Pitch - Single Type A

No. of Teeth	Part No.	OD	PD	d	App. wt. (Lbs.)	No. of Teeth	Part No.	OD	PD	d	App. wt. (Lbs.)
15	H41A15	2.650	2.405	5/8	0.28	41	H41A41	6.810	6.532	23/32	2.27
16	H41A16	2.810	2.563	5/8	0.34	42	H41A42	6.970	6.691	23/32	2.32
17	H41A17	2.980	2.721	5/8	0.36	43	H41A43	7.130	6.850	23/32	2.42
18	H41A18	3.140	2.879	5/8	0.44	44	H41A44	7.290	7.009	23/32	2.52
19	H41A19	3.300	3.038	5/8	0.46	45	H41A45	7.450	7.168	23/32	2.62
20	H41A20	3.460	3.196	5/8	0.52	46	H41A46	7.610	7.327	23/32	2.72
21	H41A21	3.620	3.355	5/8	0.60	47	H41A47	7.770	7.486	23/32	2.82
22	H41A22	3.780	3.513	5/8	0.66	48	H41A48	7.930	7.645	23/32	2.92
23	H41A23	3.940	3.672	5/8	0.72	49	H41A49	8.090	7.804	23/32	3.02
24	H41A24	4.100	3.831	5/8	0.82	50	H41A50	8.250	7.963	23/32	3.12
25	H41A25	4.260	3.989	5/8	0.88	51	H41A51	8.410	8.122	23/32	3.23
26	H41A26	4.420	4.148	5/8	0.94	52	H41A52	8.570	8.281	23/32	3.33
27	H41A27	4.580	4.307	5/8	1.00	53	H41A53	8.730	8.440	23/32	3.44
28	H41A28	4.740	4.465	5/8	1.08	54	H41A54	8.890	8.599	23/32	3.54
29	H41A29	4.900	4.625	5/8	1.14	55	H41A55	9.040	8.758	23/32	3.71
30	H41A30	5.060	4.783	19/32	1.20	56	H41A56	9.200	8.917	23/32	3.89
31	H41A31	5.220	4.942	19/32	1.32	58	H41A58	9.520	9.235	23/32	4.24
32	H41A32	5.380	5.101	19/32	1.44	60	H41A60	9.840	9.554	23/32	4.60
33	H41A33	5.540	5.260	19/32	1.52	65	H41A65	10.630	10.349	23/32	5.40
34	H41A34	5.700	5.419	19/32	1.61	70	H41A70	11.430	11.145	23/32	6.22
35	H41A35	5.860	5.578	19/32	1.70	72	H41A72	11.750	11.463	23/32	6.32
36	H41A36	6.020	5.737	19/32	1.84	80	H41A80	13.030	12.736	23/32	8.46
37	H41A37	6.180	5.896	19/32	1.93	84	H41A84	13.660	13.372	23/32	9.12
38	H41A38	6.330	6.055	19/32	2.03	90	H41A90	14.620	14.327	15/16	10.46
39	H41A39	6.490	6.214	19/32	2.12	96	H41A96	15.570	15.282	15/16	11.84
40	H41A40	6.650	6.373	23/32	2.22	112	H41A112	18.120	17.827	15/16	15.84

H - Denotes hardened teeth. Also available unhardened



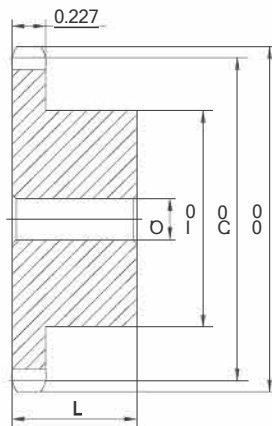
Type A

1/2" Pitch - Single Type B

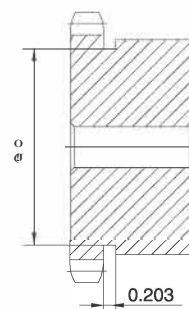
#41

No. of leeth	Part No.	OD	PD	d		s	L	App. Wt. (Lbs.)	No. of Teeth	Part No.	OD	PD	d		s	L	App. Wt. (Lbs.)
				Min.	Max.								Min.	Max.			
7	H41B7	1.340	1.152	3/8	3/8	3/4•	7/8	0.10	37	H41B37	6.180	5.896	5/8	2-3/8	3-1/4	1	3.48
8	H41B8	1.510	1.307	1/2	1/2	63/64•	7/8	0.19	38	H41B38	6.330	6.055	5/8	2-3/8	3-1/4	1	3.67
9	H41B9	1.670	1.462	1/2	5/8	1-1/8•	7/8	0.20	39	H41B39	6.490	6.214	5/8	2-3/8	3-1/4	1	3.87
10	H41B10	1.840	1.618	1/2	3/4	1-1/4•	7/8	0.27	40	H41B40	6.650	6.373	3/4	2-3/8	3-1/4	1-1/16	4.06
11	H41B11	2.000	1.775	1/2	7/8	1-7/16•	7/8	0.35	41	H41B41	6.810	6.532	3/4	2-3/8	3-1/2	1-1/16	4.08
12	H41B12	2.170	1.932	1/2	15/16	1-9/16•	7/8	0.44	42	H41B42	6.970	6.691	3/4	2-3/8	3-1/2	1-1/16	4.10
13	H41B13	2.330	2.089	1/2	1	1-9/16	7/8	0.50	43	H41B43	7.130	6.850	3/4	2-3/8	3-1/2	1-1/16	4.12
14	H41B14	2.490	2.247	1/2	1-1/4	1-3/4	7/8	0.57	44	H41B44	7.290	7.009	3/4	2-3/8	3-1/2	1-1/16	4.15
15	H41B15	2.650	2.405	1/2	1-5/16	1-29/32	7/8	0.72	45	H41B45	7.450	7.168	3/4	2-3/8	3-1/2	1-1/16	4.18
16	H41B16	2.810	2.563	5/8	1-3/8	2-1/16	7/8	0.91	46	H41B46	7.610	7.327	3/4	2-3/8	3-1/2	1-1/16	4.42
17	H41B17	2.980	2.721	5/8	1-1/2	2-15/64	1	1.09	47	H41B47	7.770	7.486	3/4	2-3/8	3-1/2	1-1/16	4.66
18	H41B18	3.140	2.879	5/8	1-5/8	2-3/8	1	1.25	48	H41B48	7.930	7.645	3/4	2-3/8	3-1/2	1-1/16	4.92
19	H41B19	3.300	3.038	5/8	1-3/4	2-15/32	1	1.49	49	H41B49	8.090	7.804	3/4	2-3/8	3-1/2	1-1/16	5.04
20	H41B20	3.460	3.196	5/8	1-7/8	2-3/4	1	1.64	50	H41B50	8.250	7.963	3/4	2-3/8	3-1/2	1-1/16	5.16
21	H41B21	3.620	3.355	5/8	1-7/8	2-7/8	1	1.81	51	H41B51	8.410	8.122	3/4	2-3/8	3-1/2	1-1/16	5.30
22	H41B22	3.780	3.513	5/8	2	3	1	1.93	52	H41B52	8.570	8.281	3/4	2-3/8	3-1/2	1-1/16	5.42
23	H41B23	3.940	3.672	5/8	2-1/4	3-3/16	1	2.25	53	H41B53	8.730	8.440	3/4	2-3/8	3-1/2	1-1/16	5.53
24	H41B24	4.100	3.831	5/8	2-1/4	3-1/4	1	2.33	54	H41B54	8.890	8.599	3/4	2-3/8	3-1/2	1-1/16	5.68
25	H41B25	4.260	3.989	5/8	2-1/4	3-1/4	1	2.46	55	H41B55	9.040	8.758	3/4	2-3/8	3-1/2	1-1/16	5.86
26	H41B26	4.420	4.148	5/8	2-1/4	3-1/4	1	2.50	56	H41B56	9.200	8.917	3/4	2-3/8	3-1/2	1-1/16	6.04
27	H41B27	4.580	4.307	5/8	2-1/4	3-1/4	1	2.56	58	H41B58	9.520	9.235	3/4	2-3/8	3-1/2	1-1/16	6.40
28	H41B28	4.740	4.465	5/8	2-1/4	3-1/4	1	2.64	60	H41B60	9.840	9.554	3/4	2-3/8	3-1/2	1-1/16	6.78
29	H41B29	4.900	4.625	5/8	2-1/4	3-1/4	1	2.72	65	H41B65	10.630	10.349	3/4	2-3/4	4	1-3/16	8.10
30	H41B30	5.060	4.783	5/8	2-1/4	3-1/4	1	2.80	70	H41B70	11.430	11.145	3/4	2-3/4	4	1-3/16	9.54
31	H41B31	5.220	4.942	5/8	2-1/4	3-1/4	1	2.88	72	H41B72	11.750	11.463	3/4	2-3/4	4	1-3/16	9.64
32	H41B32	5.380	5.101	5/8	2-1/4	3-1/4	1	2.96	80	H41B80	13.030	12.736	3/4	2-3/4	4	1-3/16	11.54
33	H41B33	5.540	5.260	5/8	2-1/4	3-1/4	1	3.01	84	H41B84	13.660	13.372	3/4	2-3/4	4	1-3/16	12.20
34	H41B34	5.700	5.419	5/8	2-1/4	3-1/4	1	3.06	96	H41B96	15.570	15.282	1	2-3/4	4	1-3/16	14.86
35	H41B35	5.860	5.578	5/8	2-3/8	3-1/4	1	3.12	112	H41B112	18.120	17.827	1	2-3/4	4	1-3/16	19.16
36	H41B36	6.020	5.737	5/8	2-3/8	3-1/4	1	3.30									

H - Denotes hardened teeth. Also available unhardened
 Maximum bores shown, accommodate standard keyway with setscrew positioned over keyway.
 • Hub has recessed groove allowing for chain clearance. GD are as follows:
 6 Teeth= 0.450in 7 Teeth= 0.616in 8 Teeth= 0.776in 9 Teeth= 0.937in
 10Teeth = 1.076in 11 Teeth= 1.260in 12Teeth = 1.433in



Type B

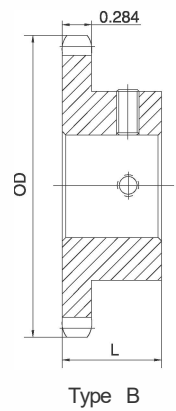


Type B

#40

1/2" Pitch - Single Type B

No. of Teeth	Part No.	OD	L	App. Wt. (Lbs.)	Finished Bores (Includes Keyway and 2 Setscrews)							
9	H4089	1.670	7/8	0.16	•112 5/8							
10	H40810	1.840	7/8	0.24	•112 5/8 3/4							
11	H40811	2.000	7/8	0.28	•112 5/8 3/4 7/8							
12	H40812	2.170	7/8	0.34	•112 5/8 3/4 7/8 1							
13	H40813	2.330	7/8	0.45	•112 5/8 3/4 7/8 1							
14	H40814	2.490	7/8	0.51	•1/2 5/8 3/4 7/8 1 1-1/8							
15	H40815	2.650	7/8	0.53	•112 5/8 3/4 7/8 1 1-1/8 1-3/16 1-1/4							
16	H40816	2.810	7/8	0.66	5/8 3/4 7/8 1 1-1/8 1-3/16 1-1/4							
17	H40817	2.980	1	0.88	5/8 3/4 7/8 1 1-1/8 1-3/16 1-1/4							
18	H40818	3.140	1	1.03	5/8 3/4 7/8 1 1-1/8 1-3/16 1-1/4 1-3/8 1-7/16 1-1/2							
19	H40819	3.300	1	1.17	5/8 3/4 7/8 1 1-1/8 1-3/16 1-1/4 1-3/8 1-7/16 1-1/2							
20	H40820	3.460	1	1.33	5/8 3/4 7/8 1 1-1/8 1-3/16 1-1/4 1-3/8 1-7/16 1-1/2							
21	H40821	3.620	1	1.53	5/8 3/4 7/8 1 1-1/8 1-3/16 1-1/4 1-3/8 1-7/16 1-1/2							
22	H40822	3.780	1	1.66	5/8 3/4 7/8 1 1-1/8 1-3/16 1-1/4 1-3/8 1-7/16 1-1/2							
23	H40823	3.940	1	1.92	5/8 3/4 7/8 1 1-1/8 1-3/16 1-1/4 1-3/8 1-7/16 1-1/2							
24	H40824	4.100	1	2.10	5/8 3/4 7/8 1 1-1/8 1-3/16 1-1/4 1-3/8 1-7/16 1-1/2							
25	H40825	4.260	1	2.22	5/8 3/4 7/8 1 1-1/8 1-3/16 1-1/4 1-7/16 1-1/2							
26	H40826	4.420	1	2.34	5/8 3/4 7/8 1 1-1/8 1-3/16 1-1/4 1-7/16 1-1/2							
27	H40827	4.580	1	2.42	5/8 3/4 7/8 1 1-1/8 1-3/16 1-1/4 1-7/16 1-1/2							
28	H40828	4.740	1	2.50	5/8 3/4 7/8 1 1-1/8 1-3/16 1-1/4 1-7/16 1-1/2							
29	H40829	4.900	1	2.60	5/8 3/4 7/8 1 1-1/8 1-3/16 1-1/4 1-7/16 1-1/2							
30	H40830	5.060	1	2.70	5/8 3/4 7/8 1 1-1/8 1-3/16 1-1/4 1-7/16 1-1/2							
31	H40831	5.220	1	2.88	5/8 3/4 7/8 1 1-1/8 1-3/16 1-1/4 1-7/16 1-1/2							
32	H40832	5.380	1	3.00	5/8 3/4 7/8 1 1-1/8 1-3/16 1-1/4 1-7/16 1-1/2							
33	H40833	5.540	1	3.03	5/8 3/4 7/8 1 1-1/8 1-3/16 1-1/4 1-7/16 1-1/2							
34	H40834	5.700	1	3.11	5/8 3/4 7/8 1 1-1/8 1-3/16 1-1/4 1-7/16 1-1/2							
35	H40835	5.860	1	3.20	5/8 3/4 7/8 1 1-1/8 1-3/16 1-1/4 1-7/16 1-1/2							
36	H40836	6.020	1	3.39	5/8 3/4 7/8 1 1-1/8 1-3/16 1-1/4 1-7/16 1-1/2							
37	H40837	6.180	1	3.45	5/8 3/4 7/8 1 1-1/8 1-3/16 1-1/4 1-7/16 1-1/2							
38	H40838	6.330	1	3.50	5/8 3/4 7/8 1 1-1/8 1-3/16 1-1/4 1-7/16 1-1/2							
39	H40839	6.490	1	4.00	5/8 3/4 7/8 1 1-1/8 1-3/16 1-1/4 1-7/16 1-1/2							
40	H40840	6.650	1-1/8	4.28	3/4 7/8 1 1-1/8 1-3/16 1-1/4 1-7/16 1-1/2							
41	H40841	6.810	1-1/8	4.58	3/4 7/8 1 1-1/8 1-3/16 1-1/4 1-7/16 1-1/2							
42	H40842	6.970	1-1/8	4.64	3/4 7/8 1 1-1/8 1-3/16 1-1/4 1-7/16 1-1/2							
43	H40843	7.130	1-1/8	4.80	3/4 7/8 1 1-1/8 1-3/16 1-1/4 1-7/16 1-1/2							
44	H40844	7.290	1-1/8	4.96	3/4 7/8 1 1-1/8 1-3/16 1-1/4 1-7/16 1-1/2							
45	H40845	7.450	1-1/8	5.06	3/4 7/8 1 1-1/8 1-3/16 1-1/4 1-7/16 1-1/2							
46	H40846	7.610	1-1/8	5.19	3/4 7/8 1 1-1/8 1-3/16 1-1/4 1-7/16 1-1/2							
47	H40847	7.770	1-1/8	5.26	3/4 7/8 1 1-1/8 1-3/16 1-1/4 1-7/16 1-1/2							
48	H40848	7.930	1-1/8	5.66	3/4 7/8 1 1-1/8 1-3/16 1-1/4 1-7/16 1-1/2							
49	H40849	8.090	1-1/8	5.72	3/4 7/8 1 1-1/8 1-3/16 1-1/4 1-7/16 1-1/2							
50	H40850	8.250	1-1/8	5.78	3/4 7/8 1 1-1/8 1-3/16 1-1/4 1-7/16 1-1/2							
51	H40851	8.410	1-1/8	5.90	3/4 7/8 1 1-1/8 1-3/16 1-1/4 1-7/16 1-1/2							
52	H40852	8.570	1-1/8	5.94	3/4 7/8 1 1-1/8 1-3/16 1-1/4 1-7/16 1-1/2							
53	H40853	8.730	1-1/8	6.12	3/4 7/8 1 1-1/8 1-3/16 1-1/4 1-7/16 1-1/2							
54	H40854	8.890	1-1/8	6.24	3/4 7/8 1 1-1/8 1-3/16 1-1/4 1-7/16 1-1/2							
55	H40855	9.040	1-1/8	6.66	3/4 7/8 1 1-1/8 1-3/16 1-1/4 1-7/16 1-1/2							
56	H40856	9.200	1-1/8	6.71	3/4 7/8 1 1-1/8 1-3/16 1-1/4 1-7/16 1-1/2							
57	H40857	9.360	1-1/8	6.94	3/4 7/8 1 1-1/8 1-3/16 1-1/4 1-7/16 1-1/2							
58	H40858	9.520	1-1/8	7.17	3/4 7/8 1 1-1/8 1-3/16 1-1/4 1-7/16 1-1/2							
59	H40859	9.680	1-1/8	7.38	3/4 7/8 1 1-1/8 1-3/16 1-1/4 1-7/16 1-1/2							
60	H40B60	9.840	1-1/8	7.68	3/4 7/8 1 1-1/8 1-3/16 1-1/4 1-7/16 1-1/2							
70	H40870	11.430	1-1/4	10.80	3/4 7/8 1 1-1/8 1-3/16 1-1/4 1-7/16 1-1/2							
72	H40872	11.750	1-1/4	11.30	3/4 7/8 1 1-1/8 1-3/16 1-1/4 1-7/16 1-1/2							
80	H40880	13.030	1-1/4	13.20	3/4 7/8 1 1-1/8 1-3/16 1-1/4 1-7/16 1-1/2							
84	H40884	13.660	1-1/4	13.84	3/4 7/8 1 1-1/8 1-3/16 1-1/4 1-7/16 1-1/2							
96	H40B96	15.570	1-1/4	17.44	1 1-1/8 1-3/16 1-1/4 1-7/16 1-1/2							
112	H408112	18.120	1-1/4	22.45	1 1-1/8 1-3/16 1-1/4 1-7/16 1-1/2							



H - Denotes hardened teeth. Also available unhardened. Larger bore sizes require hubs of greater diameter.
 • - Indicates no keyway (2-1/4 • setscrews with 1/2" bore). Keyway centered on line of tooth.

1/2" Pitch

Single Type A

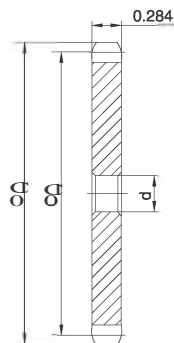

No. ofTeeth	Part No.	OD	PD	d	App. wt. (Lbs.)	No. ofTeeth	Part No.	OD	PD	d	App. wt. (Lbs.)
12	H40A12	2.170	1.932	1/2	0.18	40	H40A40	6.650	6.373	23/32	2.22
13	H40A13	2.330	2.089	1/2	0.22	41	H40A41	6.810	6.532	23/32	2.42
14	H40A14	2.490	2.247	1/2	0.26	42	H40A42	6.970	6.691	23/32	2.50
15	H40A15	2.650	2.405	5/8	0.30	43	H40A43	7.130	6.850	23/32	2.80
16	H40A16	2.810	2.563	5/8	0.34	44	H40A44	7.290	7.009	23/32	2.85
17	H40A17	2.980	2.721	5/8	0.36	45	H40A45	7.450	7.168	23/32	3.15
18	H40A18	3.140	2.879	5/8	0.44	46	H40A46	7.610	7.327	23/32	3.26
19	H40A19	3.300	3.038	5/8	0.46	47	H40A47	7.770	7.486	23/32	3.32
20	H40A20	3.460	3.196	5/8	0.56	48	H40A48	7.930	7.645	23/32	3.42
21	H40A21	3.620	3.355	5/8	0.58	49	H40A49	8.090	7.804	23/32	3.52
22	H40A22	3.780	3.513	5/8	0.66	50	H40A50	8.250	7.963	23/32	3.62
23	H40A23	3.940	3.672	5/8	0.72	51	H40A51	8.410	8.122	23/32	3.84
24	H40A24	4.100	3.831	5/8	0.82	52	H40A52	8.570	8.281	23/32	4.08
25	H40A25	4.260	3.989	5/8	0.88	53	H40A53	8.730	8.440	23/32	4.24
26	H40A26	4.420	4.148	5/8	0.94	54	H40A54	8.890	8.599	23/32	4.44
27	H40A27	4.580	4.307	5/8	0.98	55	H40A55	9.040	8.758	23/32	4.54
28	H40A28	4.740	4.466	5/8	1.10	56	H40A56	9.200	8.917	23/32	4.84
29	H40A29	4.900	4.624	5/8	1.22	57	H40A57	9.360	9.076	23/32	5.00
30	H40A30	5.060	4.783	19/32	1.26	58	H40A58	9.520	9.236	23/32	5.12
31	H40A31	5.220	4.942	19/32	1.40	59	H40A59	9.680	9.395	23/32	5.30
32	H40A32	5.380	5.101	19/32	1.48	60	H40A60	9.840	9.554	23/32	5.48
33	H40A33	5.540	5.260	19/32	1.56	65	H40A65	10.630	10.349	23/32	6.30
34	H40A34	5.700	5.419	19/32	1.64	70	H40A70	11.430	11.145	23/32	7.24
35	H40A35	5.860	5.578	19/32	1.70	72	H40A72	11.750	11.463	23/32	7.74
36	H40A36	6.020	5.737	19/32	1.84	80	H40A80	13.030	12.736	23/32	9.30
37	H40A37	6.180	5.896	19/32	1.92	84	H40A84	13.660	13.372	23/32	10.20
38	H40A38	6.330	6.054	19/32	2.00	96	H40A96	15.570	15.281	15/16	12.15
39	H40A39	6.490	6.214	19/32	2.02	112	H40A112	18.120	17.828	15/16	20.00

Single Type C

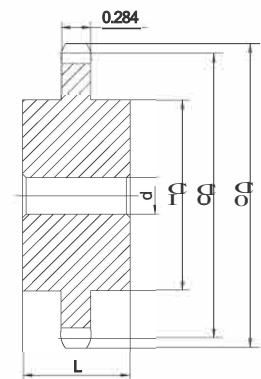
No. ofTeeth	Part No.	OD	PD	d		s	L	App.Wt. (Lbs.)
				Min.	Max.			
12	H40C12	2.170	1.932	1/2	1	1-39/64*	1-1/2	0.75
13	H40C13	2.330	2.089	1/2	1-1/16	1-3/4*	1-1/2	0.94
14	H40C14	2.490	2.247	1/2	1-1/8	1-11/16	1-1/2	0.91
15	H40C15	2.650	2.405	1/2	1-1/4	1-7/8	1-1/2	1.19
16	H40C16	2.810	2.563	1/2	1-3/8	2	1-1/2	1.34
17	H40C17	2.980	2.721	5/8	1-7/16	2-1/8	1-1/2	1.50
18	H40C18	3.140	2.879	5/8	1-1/2	2-5/16	1-1/2	1.80

H - Denotes hardened teeth. Also available unhardened

Maximum bores shown, accommodate standard keyway with setscrew positioned over keyway.



Type A



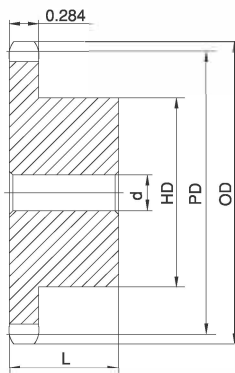

type C

#40

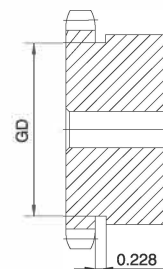
1/2" Pitch - Single Type B

No. of Teeth	Part No.	OD	PD	d		HD	L	App. Wt (Lbs.)	No. of leeth	Part No.	OD	PD	d		HD	L	App. Wt (Lbs.)
				Min.	Max.								Min.	Max.			
8	H40B8	1.500	1.307	1/2	1/2	31/32•	7/8	0.18	38	H40B38	6.330	6.054	5/8	2-1/4	3-1/4	1	3.70
9	H40B9	1.670	1.462	1/2	9/16	1-1/16•	7/8	0.20	39	H40B39	6.490	6.214	5/8	2-1/4	3-1/4	1	3.76
10	H40B10	1.840	1.618	1/2	3/4	1-1/4•	7/8	0.27	40	H40B40	6.650	6.373	3/4	2-3/8	3-1/2	1-1/8	4.69
11	H40B11	2.000	1.775	1/2	7/8	1-3/8•	7/8	0.35	41	H40B41	6.810	6.532	3/4	2-3/8	3-1/2	1-1/8	4.76
12	H40B12	2.170	1.932	1/2	1	1-9/16•	7/8	0.45	42	H40B42	6.970	6.691	3/4	2-3/8	3-1/2	1-1/8	4.82
13	H40B13	2.330	2.089	1/2	1-1/16	1-9/16	7/8	0.50	43	H40B43	7.130	6.850	3/4	2-3/8	3-1/2	1-1/8	5.12
14	H40B14	2.490	2.247	1/2	1-1/8	1-11/16	7/8	0.59	44	H40B44	7.290	7.009	3/4	2-3/8	3-1/2	1-1/8	5.15
15	H40B15	2.650	2.405	1/2	1-1/4	1-13/16	7/8	0.70	45	H40B45	7.450	7.168	3/4	2-3/8	3-1/2	1-1/8	5.30
16	H40B16	2.810	2.563	5/8	1-3/8	2	7/8	0.79	46	H40B46	7.610	7.327	3/4	2-3/8	3-1/2	1-1/8	5.44
17	H40B17	2.980	2.721	5/8	1-7/16	2-1/8	1	1.04	47	H40B47	7.770	7.486	3/4	2-3/8	3-1/2	1-1/8	5.59
18	H40B18	3.140	2.879	5/8	1-1/2	2-5/16	1	1.22	48	H40B48	7.930	7.645	3/4	2-3/8	3-1/2	1-1/8	5.74
19	H40B19	3.300	3.038	5/8	1-3/4	2-1/2	1	1.43	49	H40B49	8.090	7.804	3/4	2-3/8	3-1/2	1-1/8	5.90
20	H40B20	3.460	3.196	5/8	1-7/8	2-5/8	1	1.56	50	H40B50	8.250	7.963	3/4	2-3/8	3-1/2	1-1/8	5.96
21	H40B21	3.620	3.355	5/8	1-7/8	2-3/4	1	1.73	51	H40B51	8.410	8.122	3/4	2-3/8	3-1/2	1-1/8	6.08
22	H40B22	3.780	3.513	5/8	1-7/8	2-7/8	1	1.96	52	H40B52	8.570	8.281	3/4	2-3/8	3-1/2	1-1/8	6.28
23	H40B23	3.940	3.672	5/8	2	3	1	2.13	53	H40B53	8.730	8.440	3/4	2-3/8	3-1/2	1-1/8	6.33
24	H40B24	4.100	3.831	5/8	2-1/4	3-1/4	1	2.41	54	H40B54	8.890	8.599	3/4	2-3/8	3-1/2	1-1/8	6.42
25	H40B25	4.260	3.989	5/8	2-1/4	3-1/4	1	2.54	55	H40B55	9.040	8.758	3/4	2-3/8	3-1/2	1-1/8	6.56
26	H40B26	4.420	4.148	5/8	2-1/4	3-1/4	1	2.58	56	H40B56	9.200	8.917	3/4	2-3/8	3-1/2	1-1/8	6.89
27	H40B27	4.580	4.307	5/8	2-1/4	3-1/4	1	2.66	57	H40B57	9.360	9.076	3/4	2-3/8	3-1/2	1-1/8	7.02
28	H40B28	4.740	4.466	5/8	2-1/4	3-1/4	1	2.73	58	H40B58	9.520	9.236	3/4	2-3/8	3-1/2	1-1/8	7.36
29	H40B29	4.900	4.624	5/8	2-1/4	3-1/4	1	2.80	59	H40B59	9.680	9.395	3/4	2-3/8	3-1/2	1-1/8	7.45
30	H40B30	5.060	4.783	5/8	2-1/4	3-1/4	1	2.98	60	H40B60	9.840	9.554	3/4	2-3/8	3-1/2	1-1/8	7.86
31	H40B31	5.220	4.942	5/8	2-1/4	3-1/4	1	3.10	65	H40B65	10.630	10.349	3/4	2-3/4	4	1-1/4	9.40
32	H40B32	5.380	5.101	5/8	2-1/4	3-1/4	1	3.16	70	H40B70	11.430	11.145	3/4	2-3/4	4	1-1/4	11.00
33	H40B33	5.540	5.260	5/8	2-1/4	3-1/4	1	3.22	72	H40B72	11.750	11.463	3/4	2-3/4	4	1-1/4	11.50
34	H40B34	5.700	5.419	5/8	2-1/4	3-1/4	1	3.30	80	H40B80	13.030	12.736	3/4	2-3/4	4	1-1/4	13.40
35	H40B35	5.860	5.578	5/8	2-1/4	3-1/4	1	3.46	84	H40B84	13.660	13.372	3/4	2-3/4	4	1-1/4	14.04
36	H40B36	6.020	5.737	5/8	2-1/4	3-1/4	1	3.58	96	H40B96	15.570	15.281	1	2-3/4	4	1-1/4	17.56
37	H40B37	6.180	5.896	5/8	2-1/4	3-1/4	1	3.62	112	H40B112	18.120	17.828	1	2-3/4	4	1-1/4	22.56

H - Denotes hardened teeth. Also available in unhardened teeth.
 Maximum bores shown, accommodate standard keyway with setscrew positioned over keyway.
 • Hub has recessed groove allowing for chain clearance. GD are as follows:
 8Teeth=0.683in 9Teeth=0.850in 10Teeth=1.015in
 11 leeth = 1.179in 12 Teeth= 1.342in



Type B



Type B

1/2" Pitch

#40

Double Type B

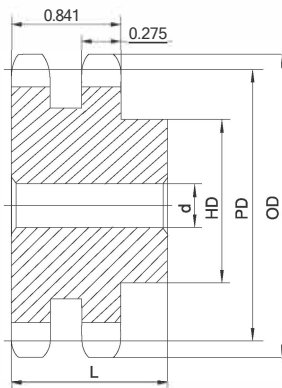

Triple Type B

No. of leath	OD	PD	Double Type B						Triple Type B							
			Part No.	Type	d		HD	l	App. Wt (lbs.)	Part No.	Type	d		HD	l	App. Wt. (lbs.)
					Min.	Max.						Min.	Max.			
11	2.000	1.775	HD40B11	B	1/2	3/4	1-7/16	1-1/2	0.62	HT40B11	B	1/2	3/4	1-7/16	2-1/8	0.80
12	2.170	1.932	HD40B12	B	1/2	15/16	1-9/16	1-1/2	0.76	HT40B12	B	1/2	15/16	1-9/16	2-1/8	1.10
13	2.330	2.089	HD40B13	B	1/2	1	1-1/2	1-1/2	0.86	HT40B13	B	1/2	1	1-1/2	2-1/8	1.24
14	2.490	2.247	HD40B14	B	1/2	1-1/8	1-11/16	1-1/2	1.08	HT40B14	B	1/2	1-1/8	1-11/16	2-1/8	1.50
15	2.650	2.405	HD40B15	B	1/2	1-1/4	1-13/16	1-1/2	1.24	HT40B15	B	1/2	1-1/4	1-13/16	2-1/8	1.76
16	2.810	2.563	HD40B16	B	5/8	1-3/8	2	1-1/2	1.42	HT40B16	B	5/8	1-3/8	2	2-1/8	2.04
17	2.980	2.721	HD40B17	B	5/8	1-7/16	2-1/8	1-1/2	1.64	HT40B17	B	5/8	1-7/16	2-1/8	2-1/8	2.34
18	3.140	2.879	HD40B18	B	5/8	1-1/2	2-5/16	1-1/2	1.92	HT40B18	B	5/8	1-1/2	2-5/16	2-1/8	2.72
19	3.300	3.038	HD40B19	B	5/8	1-3/4	2-1/2	1-1/2	2.22	HT40B19	B	5/8	1-3/4	2-1/2	2-1/8	3.10
20	3.460	3.196	HD40B20	B	5/8	1-7/8	2-5/8	1-5/8	2.64	HT40B20	B	5/8	1-7/8	2-5/8	2-1/4	3.72
21	3.620	3.355	HD40B21	B	5/8	1-7/8	2-3/4	1-5/8	2.94	HT40B21	B	5/8	1-7/8	2-3/4	2-1/4	4.06
22	3.780	3.513	HD40B22	B	5/8	1-7/8	2-7/8	1-5/8	3.18	HT40B22	B	5/8	1-7/8	2-7/8	2-1/4	4.52
23	3.940	3.672	HD40B23	B	5/8	2	3	1-5/8	3.52	HT40B23	B	5/8	2	3	2-1/4	4.96
24	4.100	3.831	HD40B24	B	5/8	2-1/4	3-1/4	1-5/8	4.04	HT40B24	B	5/8	2-1/4	3-1/4	2-1/4	5.64
25	4.260	3.989	HD40B25	B	5/8	2-1/4	3-1/4	1-5/8	4.26	HT40B25	B	5/8	2-1/4	3-1/4	2-1/4	6.02
26	4.420	4.148	HD40B26	B	5/8	2-1/4	3-1/4	1-5/8	4.48	HT40B26	B	5/8	2-1/4	3-1/4	2-1/4	6.36
30	5.060	4.783	HD40B30	B	7/8	2-1/4	3-1/4	1-5/8	5.34	HT40B30	B	7/8	2-1/4	3-1/4	2-1/4	7.84
35	5.860	5.578	HD40B35	B	7/8	2-1/4	3-1/4	1-5/8	6.80	HT40B35	B	7/8	2-1/4	3-1/4	2-1/4	10.30
36	6.020	5.737	HD40B36	B	15/16	2-1/2	3-3/4	1-5/8	7.20	HT40B36	B	15/16	2-1/2	3-3/4	2-3/8	11.72
40	6.650	6.373	HD40B40	B	15/16	2-1/2	3-3/4	1-3/4	9.40							
42	6.970	6.691	HD40B42	B	15/16	2-1/2	3-3/4	1-3/4	10.20	HT40B42	B	15/16	2-1/2	3-3/4	2-3/8	15.36
45	7.450	7.168	HD40B45	B	15/16	2-1/2	3-3/4	1-3/4	11.36							
48	7.930	7.645	HD40B48	B	15/16	2-1/2	3-3/4	1-3/4	12.66	HT40B48	B	15/16	2-1/2	3-3/4	2-3/8	19.36
52	8.570	8.281	HD40B52	B	15/16	2-1/2	3-3/4	1-3/4	14.46	HT40B52	B	15/16	2-1/2	3-3/4	2-3/8	22.44
54	8.890	8.599	HD40B54	B	15/16	2-1/2	3-3/4	1-3/4	15.48							
60	9.840	9.554	HD40B60	B	15/16	2-1/2	3-3/4	1-3/4	18.60	HT40B60	B	15/16	2-1/2	3-3/4	2-3/8	30.02
68	11.120	10.826	HD40B68	B	1-3/16	2-3/4	4-1/4	2-1/8	24.96	HT40B68	B	1-3/16	2-3/4	4	2-5/8	38.44
72	11.750	11.463	HD40B72	B	1-3/16	2-3/4	4-1/4	2-1/8	27.88	HT40B72	B	1-3/16	2-3/4	4	2-5/8	42.46
76	12.390	12.099	HD40B76	B	1-3/16	2-3/4	4-1/4	2-1/8	30.18	HT40B76	B	1-3/16	2-3/4	4	2-5/8	46.90
84	13.660	13.372	HD40B84	B	1-3/16	2-3/4	4-1/4	2-1/8	36.24	HT40B84	B	1-3/16	2-3/4	4-1/4	2-3/4	57.30
95	15.410	15.122	HD40B95	B	1-3/16	2-3/4	4-1/4	2-1/8	38.84	HT40B95	B	1-3/16	2-3/4	4-1/4	2-3/4	62.18
96	15.570	15.281	HD40B96	B	1-3/16	2-3/4	4-1/4	2-1/8	39.50							
102	16.530	16.236	HD40B102	B	1-3/16	2-3/4	4-1/4	2-1/8	42.72	HT40B102	B	1-3/16	2-3/4	4-1/4	2-3/4	68.40
112	18.120	17.828	HD40B112	B	1-3/16	2-3/4	4-1/4	2-1/8	55.54							

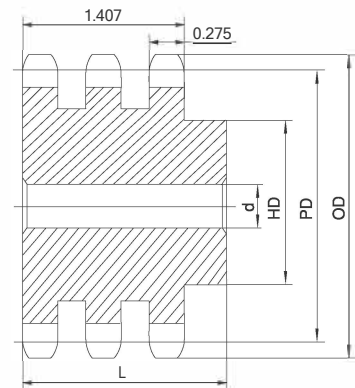
H - Denotes hardened teeth. Also available in unhardened teeth.

Maximum bores shown, accommodate standard keyway with setscrew positioned over keyway.

• Hub has recessed groove allowing for chain clearance. Groove depth is the same as Single Type B.



Type B

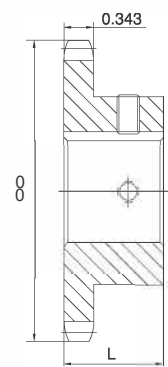


Type B

#50

5/8" Pitch - Single Type B

No. ofTeeth	Part No.	OD	L	App. Wt. (Lbs.)	Finished Bores (Includes Keyway and 2 Setscrews)
9	H50B9	2.090	1	0.45	5/8 3/4
10	H50810	2.300	1	0.50	5/8 3/4 7/8 +1
11	H50811	2.500	1	0.60	5/8 3/4 7/8 1
12	H50812	2.710	1	0.70	5/8 3/4 7/8 1 1-1/8 1-3/16 1-1/4
13	H50813	2.910	1	0.80	5/8 3/4 7/8 1 1-1/8 1-3/16 1-1/4
14	H50814	3.110	1	1.00	5/8 3/4 7/8 1 1-1/8 1-3/16 1-1/4
15	H50815	3.320	1	1.20	5/8 3/4 7/8 1 1-1/8 1-3/16 1-1/4 1-3/8 1-7/16 1-1/2
16	H50816	3.520	1	1.45	5/8 3/4 7/8 1 1-1/8 1-3/16 1-1/4 1-3/8 1-7/16 1-1/2 1-5/8
17	H50817	3.720	1	1.60	5/8 3/4 7/8 1 1-1/8 1-3/16 1-1/4 1-3/8 1-7/16 1-1/2 1-5/8
18	H50818	3.920	1	1.90	5/8 3/4 7/8 1 1-1/8 1-3/16 1-1/4 1-3/8 1-7/16 1-1/2 1-5/8
19	H50819	4.120	1	2.00	5/8 3/4 7/8 1 1-1/8 1-3/16 1-1/4 1-3/8 1-7/16 1-1/2 1-5/8
20	H50820	4.320	1	2.10	3/4 7/8 1 1-1/8 1-3/16 1-1/4 1-3/8 1-7/16 1-1/2 1-5/8
21	H50821	4.520	1	2.25	3/4 7/8 1 1-1/8 1-3/16 1-1/4 1-3/8 1-7/16 1-1/2
22	H50822	4.720	1	2.40	3/4 7/8 1 1-1/8 1-3/16 1-1/4 1-3/8 1-7/16 1-1/2
23	H50823	4.920	1	2.50	3/4 7/8 1 1-1/8 1-3/16 1-1/4 1-3/8 1-7/16 1-1/2
24	H50824	5.120	1-1/4	3.00	3/4 7/8 1 1-1/8 1-3/16 1-1/4 1-3/8 1-7/16 1-1/2
25	H50825	5.320	1-1/4	3.10	3/4 7/8 1 1-1/8 1-3/16 1-1/4 1-3/8 1-7/16 1-1/2
26	H50826	5.520	1-1/4	3.30	3/4 7/8 1 1-1/8 1-3/16 1-1/4 1-3/8 1-7/16 1-1/2
27	H50827	5.720	1-1/4	3.46	3/4 7/8 1 1-1/8 1-3/16 1-1/4 1-3/8 1-7/16 1-1/2
28	H50828	5.920	1-1/4	3.60	3/4 7/8 1 1-1/8 1-3/16 1-1/4 1-3/8 1-7/16 1-1/2
29	H50829	6.120	1-1/4	3.78	3/4 7/8 1 1-1/8 1-3/16 1-1/4 1-3/8 1-7/16 1-1/2
30	H50830	6.320	1-1/4	3.90	3/4 7/8 1 1-1/8 1-3/16 1-1/4 1-3/8 1-7/16 1-1/2
31	H50831	6.520	1-1/4	4.46	3/4 7/8 1 1-1/8 1-3/16 1-1/4 1-3/8 1-7/16 1-1/2 1-3/4 1-15/16
32	H50832	6.720	1-1/4	4.70	3/4 7/8 1 1-1/8 1-3/16 1-1/4 1-3/8 1-7/16 1-1/2 1-3/4 1-15/16
33	H50833	6.920	1-1/4	4.92	3/4 7/8 1 1-1/8 1-3/16 1-1/4 1-3/8 1-7/16 1-1/2 1-3/4 1-15/16
34	H50834	7.120	1-1/4	5.06	3/4 7/8 1 1-1/8 1-3/16 1-1/4 1-3/8 1-7/16 1-1/2 1-3/4 1-15/16
35	H50835	7.320	1-1/4	5.30	3/4 7/8 1 1-1/8 1-3/16 1-1/4 1-3/8 1-7/16 1-1/2 1-3/4 1-15/16
36	H50836	7.520	1-1/4	5.50	3/4 7/8 1 1-1/8 1-3/16 1-1/4 1-3/8 1-7/16 1-1/2 1-3/4 1-15/16
37	H50837	7.720	1-1/4	5.62	3/4 7/8 1 1-1/8 1-3/16 1-1/4 1-3/8 1-7/16 1-1/2 1-3/4 1-15/16
38	H50838	7.920	1-1/4	5.80	3/4 7/8 1 1-1/8 1-3/16 1-1/4 1-3/8 1-7/16 1-1/2 1-3/4 1-15/16
39	H50839	8.120	1-1/4	6.02	3/4 7/8 1 1-1/8 1-3/16 1-1/4 1-3/8 1-7/16 1-1/2 1-3/4 1-15/16
40	H50840	8.320	1-1/4	6.20	3/4 7/8 1 1-1/8 1-3/16 1-1/4 1-3/8 1-7/16 1-1/2 1-3/4 1-15/16
41	H50841	8.520	1-1/4	6.45	3/4 7/8 1 1-1/8 1-3/16 1-1/4 1-3/8 1-7/16 1-1/2 1-3/4 1-15/16
42	H50842	8.720	1-1/4	6.68	3/4 7/8 1 1-1/8 1-3/16 1-1/4 1-3/8 1-7/16 1-1/2 1-3/4 1-15/16
43	H50843	8.910	1-1/4	6.79	3/4 7/8 1 1-1/8 1-3/16 1-1/4 1-3/8 1-7/16 1-1/2 1-3/4 1-15/16
44	H50844	9.110	1-1/4	7.30	3/4 7/8 1 1-1/8 1-3/16 1-1/4 1-3/8 1-7/16 1-1/2 1-3/4 1-15/16
45	H50845	9.310	1-1/4	8.00	3/4 7/8 1 1-1/8 1-3/16 1-1/4 1-3/8 1-7/16 1-1/2 1-3/4 1-15/16
46	H50846	9.510	1-1/4	8.51	1 1-1/8 1-3/16 1-1/4 1-3/8 1-7/16 1-1/2 1-3/4 1-15/16
47	H50847	9.710	1-1/4	8.76	1 1-1/8 1-3/16 1-1/4 1-3/8 1-7/16 1-1/2 1-3/4 1-15/16
48	H50848	9.910	1-1/4	9.03	1 1-1/8 1-3/16 1-1/4 1-3/8 1-7/16 1-1/2 1-3/4 1-15/16
49	H50849	10.110	1-1/4	9.33	1 1-1/8 1-3/16 1-1/4 1-3/8 1-7/16 1-1/2 1-3/4 1-15/16
50	H50850	10.310	1-1/4	9.63	1 1-1/8 1-3/16 1-1/4 1-3/8 1-7/16 1-1/2 1-3/4 1-15/16
51	H50851	10.510	1-1/4	9.81	1 1-1/8 1-3/16 1-1/4 1-3/8 1-7/16 1-1/2 1-3/4 1-15/16
52	H50852	10.710	1-1/4	9.99	1 1-1/8 1-3/16 1-1/4 1-3/8 1-7/16 1-1/2 1-3/4 1-15/16
53	H50853	10.910	1-1/4	10.37	1 1-1/8 1-3/16 1-1/4 1-3/8 1-7/16 1-1/2 1-3/4 1-15/16
54	H50854	11.110	1-1/4	10.75	1 1-1/8 1-3/16 1-1/4 1-3/8 1-7/16 1-1/2 1-3/4 1-15/16
55	H50855	11.310	1-1/4	11.08	1 1-1/8 1-3116 1-1/4 1-3/8 1-7116 1-1/2 1-3/4 1-15/16
56	H50856	11.500	1-1/4	11.41	1 1-1/8 1-3/16 1-1/4 1-3/8 1-7/16 1-1/2 1-3/4 1-15/16
57	H50857	11.700	1-1/4	11.75	1 1-1/8 1-3116 1-1/4 1-3/8 1-7116 1-1/2 1-3/4 1-15/16
58	H50858	11.900	1-1/4	12.08	1 1-1/8 1-3116 1-1/4 1-3/8 1-7116 1-1/2 1-3/4 1-15/16
59	H50859	12.100	1-1/4	12.41	1 1-1/8 1-3/16 1-1/4 1-3/8 1-7/16 1-1/2 1-3/4 1-15/16
60	H50860	12.300	1-1/4	13.50	1 1-1/8 1-3116 1-1/4 1-3/8 1-7116 1-1/2 1-3/4 1-15/16
70	H50870	14.290	1-3/4	17.81	1 1-1/8 1-3116 1-1/4 1-3/8 1-7116 1-1/2 1-3/4 1-15/16
72	H50872	14.690	1-3/4	19.13	1 1-1/8 1-3/16 1-1/4 1-3/8 1-7/16 1-1/2 1-3/4 1-15/16
80	H50B80	16.280	1-3/4	24.39	1 1-1/8 1-3/16 1-1/4 1-3/8 1-7116 1-1/2 1-3/4 1-15/16
84	H50884	17.080	1-3/4	25.15	1 1-1/8 1-3/16 1-1/4 1-3/8 1-7116 1-1/2 1-3/4 1-15/16
96	H50896	19.470	1-3/4	32.57	1 1-1/8 1-3/16 1-1/4 1-3/8 1-7/16 1-1/2 1-3/4 1-15/16
112	H508112	22.650	1-3/4	41.46	1 1-1/8 1-3116 1-1/4 1-3/8 1-7116 1-1/2 1-3/4 1-15/16



Type B

H - Denotes hardened teeth. Also available in unhardened teeth.
 + - Indicates single setscrew at 90 degree of keyway.
 Larger bore sizes require hubs of greater diameter.
 Keyway centered on line of tooth.

5/8" Pitch - Single Single Type A

No. ofTeeth	Part No.	OD	PD	d	App. Wt. (Lbs.)	No. ofTeeth	Part No.	OD	PD	d	App. Wt. (Lbs.)
10	H50A10	2.300	2.023	5/8	0.28	40	H50A40	8.320	7.966	23/32	4.46
11	H50A11	2.500	2.219	5/8	0.31	41	H50A41	8.520	8.165	23/32	4.86
12	H50A12	2.710	2.415	5/8	0.34	42	H50A42	8.720	8.363	23/32	4.98
13	H50A13	2.910	2.612	5/8	0.42	43	H50A43	8.910	8.562	23/32	5.24
14	H50A14	3.110	2.809	5/8	0.50	44	H50A44	9.110	8.761	23/32	5.42
15	H50A15	3.320	3.006	5/8	0.54	45	H50A45	9.310	8.960	23/32	5.92
16	H50A16	3.520	3.204	5/8	0.68	46	H50A46	9.510	9.159	15/16	6.42
17	H50A17	3.720	3.401	5/8	0.76	47	H50A47	9.710	9.357	15/16	6.50
18	H50A18	3.920	3.599	5/8	0.86	48	H50A48	9.910	9.556	15/16	6.58
19	H50A19	4.120	3.797	5/8	0.94	49	H50A49	10.110	9.755	15/16	7.06
20	H50A20	4.320	3.995	3/4	1.06	50	H50A50	10.310	9.954	15/16	7.10
21	H50A21	4.520	4.194	3/4	1.12	51	H50A51	10.510	10.153	15/16	7.32
22	H50A22	4.720	4.392	3/4	1.30	52	H50A52	10.710	10.351	15/16	7.98
23	H50A23	4.920	4.590	3/4	1.44	53	H50A53	10.910	10.550	15/16	8.08
24	H50A24	5.120	4.788	23/32	1.50	54	H50A54	11.110	10.749	15/16	8.30
25	H50A25	5.320	4.987	23/32	1.62	55	H50A55	11.310	10.948	15/16	8.56
26	H50A26	5.520	5.185	23/32	1.72	56	H50A56	11.500	11.147	15/16	8.90
27	H50A27	5.720	5.384	23/32	1.96	57	H50A57	11.700	11.346	15/16	9.38
28	H50A28	5.920	5.582	23/32	2.04	58	H50A58	11.900	11.544	15/16	10.30
29	H50A29	6.120	5.781	23/32	2.36	59	H50A59	12.100	11.743	15/16	10.50
30	H50A30	6.320	5.979	23/32	2.54	60	H50A60	12.300	11.942	15/16	10.80
31	H50A31	6.520	6.178	23/32	2.80	65	H50A65	13.300	12.936	15/16	10.90
32	H50A32	6.720	6.376	23/32	2.92	70	H50A70	14.290	13.931	15/16	14.00
33	H50A33	6.920	6.575	23/32	3.14	72	H50A72	14.690	14.329	15/16	15.24
34	H50A34	7.120	6.774	23/32	3.20	76	H50A76	15.490	15.124	15/16	20.08
35	H50A35	7.320	6.972	23/32	3.34	80	H50A80	16.280	15.920	15/16	21.00
36	H50A36	7.520	7.171	23/32	3.82	84	H50A84	17.080	16.715	15/16	22.08
37	H50A37	7.720	7.370	23/32	3.98	95	H50A95	19.270	18.903	15/16	27.00
38	H50A38	7.920	7.569	23/32	4.14	96	H50A96	19.470	19.102	15/16	27.40
39	H50A39	8.120	7.767	23/32	4.42	112	H50A112	22.650	22.285	15/16	37.70

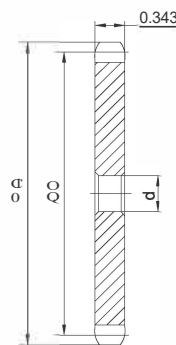
Single Type C

No. ofTeeth	Part No.	OD	PD	d		HD	L	App. Wt. (Lbs.)
				Min.	Max.			
12	H50C12	2.710	2.415	5/8	1-1/4	2*	1-5/8	1.25
13	H50C13	2.910	2.612	5/8	1-5/16	1-7/8*	1-5/8	1.47
14	H50C14	3.110	2.809	5/8	1-7/16	2-1/8*	1-5/8	1.69
15	H50C15	3.320	3.006	5/8	1-1/2	2-3/8*	1-5/8	1.94
16	H50C16	3.520	3.204	5/8	1-3/4	2-1/2	1-5/8	2.42
17	H50C17	3.720	3.401	5/8	1-7/8	2-47/64	1-5/8	2.75
18	H50C18	3.920	3.599	5/8	1-7/8	2-15/16	1-5/8	3.25
19	H50C19	4.120	3.797	3/4	2	3-5/64	1-5/8	3.87
20	H50C20	4.320	3.995	3/4	2	3	1-5/8	4.40

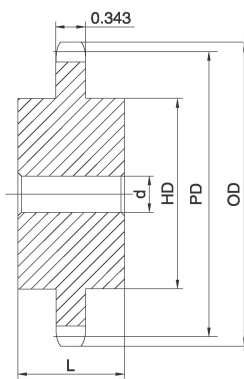
H - Denotes hardened teeth. Also available in unhardened teeth.

Maximum bores shown, accommodate standard keyway with setscrew positioned over keyway.

• Hub has recessed groove allowing for chain clearance. Groove depth is the same as Single Type B.



Type A



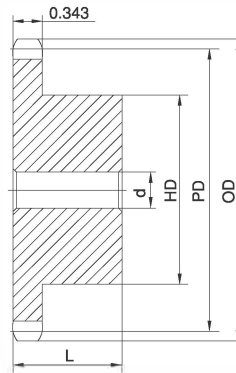

Type C

#50

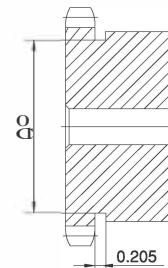
5/8" Pitch - Single Type B

No. of Teeth	Part No.	OD	PD	d		HD	L	App. Wt. (Lbs.)	No. of Teeth	Part No.	OD	PD	d		HD	L	App. Wt. (Lbs.)
				Min.	Max.								Min.	Max.			
8	H50B8	1.880	1.633	5/8	5/8	1-1/8*	1	0.25	40	H50B40	8.320	7.966	3/4	2-1/4	3-1/4	1-1/4	6.50
9	H50B9	2.090	1.827	5/8	3/4	1-3/8*	1	0.36	41	H50B41	8.520	8.165	3/4	2-1/4	3-1/4	1-1/4	6.64
10	H50B10	2.300	2.023	5/8	7/8	1-9/16*	1	0.48	42	H50B42	8.720	8.363	3/4	2-1/4	3-1/4	1-1/4	6.96
11	H50B11	2.500	2.219	5/8	1	1-3/4*	1	0.64	43	H50B43	8.910	8.562	3/4	2-1/4	3-1/4	1-1/4	7.06
12	H50B12	2.710	2.415	5/8	1-1/4	1-63/64*	1	0.83	44	H50B44	9.110	8.761	3/4	2-1/4	3-1/4	1-1/4	7.58
13	H50B13	2.910	2.612	5/8	1-5/16	1-7/8	1	0.88	45	H50B45	9.310	8.960	3/4	2-1/2	3-3/4	1-1/4	8.08
14	H50B14	3.110	2.809	5/8	1-7/16	2-1/8	1	1.13	46	H50B46	9.510	9.159	3/4	2-1/2	3-3/4	1-1/4	8.22
15	H50B15	3.320	3.006	5/8	1-1/2	2-3/8	1	1.34	47	H50B47	9.710	9.357	3/4	2-1/2	3-3/4	1-1/4	8.48
16	H50B16	3.520	3.204	5/8	1-3/4	2-1/2	1	1.51	48	H50B48	9.910	9.556	1	2-1/2	3-3/4	1-1/4	9.28
17	H50B17	3.720	3.401	5/8	1-7/8	2-11/16	1	1.74	49	H50B49	10.110	9.755	1	2-1/2	3-3/4	1-1/4	9.52
18	H50B18	3.920	3.599	5/8	1-7/8	2-7/8	1	2.00	50	H50B50	10.310	9.954	1	2-1/2	3-3/4	1-1/4	9.78
19	H50B19	4.120	3.797	5/8	2	3	1	2.22	51	H50B51	10.510	10.153	1	2-1/2	3-3/4	1-1/4	10.00
20	H50B20	4.320	3.995	3/4	2	3	1	2.28	52	H50B52	10.710	10.351	1	2-1/2	3-3/4	1-1/4	10.24
21	H50B21	4.520	4.194	3/4	2	3	1	2.40	53	H50B53	10.910	10.550	1	2-1/2	3-3/4	1-1/4	10.48
22	H50B22	4.720	4.392	3/4	2	3	1	2.56	54	H50B54	11.110	10.749	1	2-1/2	3-3/4	1-1/4	10.80
23	H50B23	4.920	4.590	3/4	2	3	1	2.66	55	H50B55	11.310	10.948	1	2-1/2	3-3/4	1-1/4	11.00
24	H50B24	5.120	4.788	3/4	2	3	1-1/4	3.30	56	H50B56	11.500	11.147	1	2-1/2	3-3/4	1-1/4	11.40
25	H50B25	5.320	4.987	3/4	2	3	1-1/4	3.40	57	H50B57	11.700	11.346	1	2-1/2	3-3/4	1-1/4	11.70
26	H50B26	5.520	5.185	3/4	2	3	1-1/4	3.44	58	H50B58	11.900	11.544	1	2-1/2	3-3/4	1-1/4	12.00
27	H50B27	5.720	5.384	3/4	2	3	1-1/4	3.74	59	H50B59	12.100	11.743	1	2-1/2	3-3/4	1-1/4	12.32
28	H50B28	5.920	5.582	3/4	2	3	1-1/4	3.80	60	H50B60	12.300	11.942	1	2-1/2	3-3/4	1-1/4	13.00
29	H50B29	6.120	5.781	3/4	2	3	1-1/4	4.06	65	H50B65	13.300	12.936	1	2-1/2	3-3/4	1-3/4	15.50
30	H50B30	6.320	5.979	3/4	2-1/4	3-1/4	1-1/4	4.56	70	H50B70	14.290	13.931	1	2-1/2	3-3/4	1-3/4	18.16
31	H50B31	6.520	6.178	3/4	2-1/4	3-1/4	1-1/4	4.74	72	H50B72	14.690	14.329	1	2-1/2	3-3/4	1-3/4	19.48
32	H50B32	6.720	6.376	3/4	2-1/4	3-1/4	1-1/4	4.96	76	H50B76	15.486	15.124	1	2-1/2	3-3/4	1-3/4	21.00
33	H50B33	6.920	6.575	3/4	2-1/4	3-1/4	1-1/4	5.14	80	H50B80	16.280	15.920	1	2-3/4	4-1/4	1-3/4	24.74
34	H50B34	7.120	6.774	3/4	2-1/4	3-1/4	1-1/4	5.29	84	H50B84	17.080	16.715	1	2-3/4	4-1/4	1-3/4	25.50
35	H50B35	7.320	6.972	3/4	2-1/4	3-1/4	1-1/4	5.44	90	H50B90	18.270	17.909	1	2-3/4	4-1/4	1-3/4	29.00
36	H50B36	7.520	7.171	3/4	2-1/4	3-1/4	1-1/4	5.64	95	H50B95	19.270	18.903	1	2-3/4	4-1/4	1-3/4	32.00
37	H50B37	7.720	7.370	3/4	2-1/4	3-1/4	1-1/4	5.90	96	H50B96	19.470	19.102	1	2-3/4	4-1/4	1-3/4	32.92
38	H50B38	7.920	7.569	3/4	2-1/4	3-1/4	1-1/4	6.08	102	H50B102	20.660	20.295	1	2-3/4	4-1/4	1-3/4	36.30
39	H50B39	8.120	7.767	3/4	2-1/4	3-1/4	1-1/4	6.30	112	H50B112	22.650	22.285	1	2-3/4	4-1/4	1-3/4	42.00

H - Denotes hardened teeth. Also available in unhardened teeth.
 Maximum bores shown, accommodate standard keyway with setscrew positioned over keyway.
 • Hub has recessed groove allowing for chain clearance. GD are as follows:
 8 Teeth = 0.861in 9 Teeth = 1.069in 10 Teeth = 1.276in
 11 Teeth = 1.469in 12 Teeth = 1.685in



Type B



Type B

5/8" Pitch

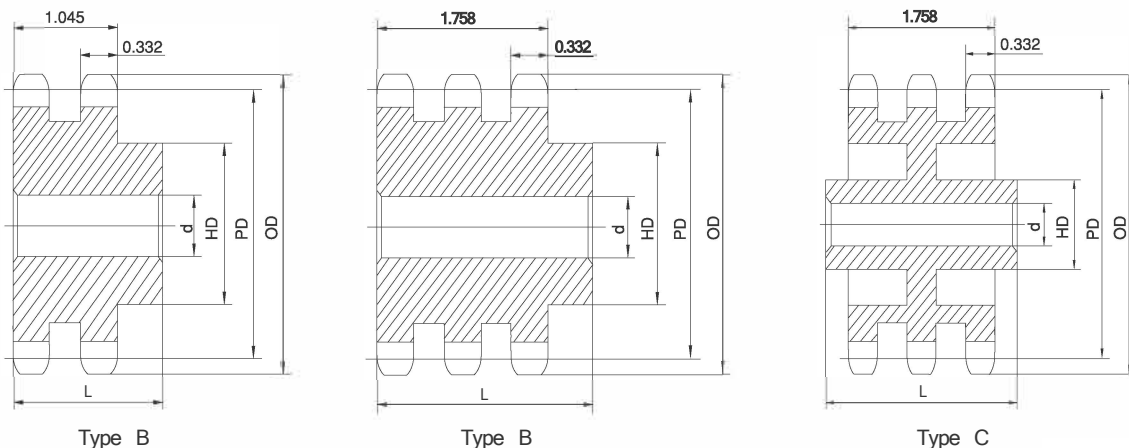
#50

Double Type B

Triple Type B & C

No. of Teeth	OD	PD	Double Type B							Triple Type B & C						
			Part No.	Type	d		HD	L	App. Wt. (Lbs.)	Part No.	Type	d		HD	L	App. Wt. (Lbs.)
					Min.	Max.						Min.	Max.			
11	2.500	2.219	HD50B11	B	5/8	15/16	1-15/32	1-3/4	0.96	HT50B11	B	5/8	15/16	1-15/32	2-1/2	1.42
12	2.710	2.415	HD50B12	B	5/8	1-1/8	1-11/16	1-3/4	1.25	HT50B12	B	5/8	1-1/8	1-11/16	2-1/2	1.84
13	2.910	2.612	HD50B13	B	5/8	1-5/16	1-7/8	1-3/4	1.56	HT50B13	B	5/8	1-5/16	1-7/8	2-1/2	2.28
14	3.110	2.809	HD50B14	B	5/8	1-3/8	2-1/16	1-3/4	1.86	HT50B14	B	5/8	1-3/8	2-1/16	2-1/2	2.72
15	3.320	3.006	HD50B15	B	3/4	1-1/2	2-5/16	1-3/4	2.22	HT50B15	B	3/4	1-1/2	2-5/16	2-1/2	3.24
16	3.520	3.204	HD50B16	B	3/4	1-3/4	2-1/2	1-3/4	2.62	HT50B16	B	3/4	1-3/4	2-1/2	2-1/2	3.76
17	3.720	3.401	HD50B17	B	3/4	1-7/8	2-11/16	1-3/4	3.04	HT50B17	B	3/4	1-7/8	2-11/16	2-1/2	4.38
18	3.920	3.599	HD50B18	B	3/4	1-15/16	2-15/16	1-3/4	3.58	HT50B18	B	3/4	1-15/16	2-15/16	2-1/2	5.10
19	4.120	3.797	HD50B19	B	1	2-1/8	3-1/8	1-3/4	3.90	HT50B19	B	1	2-1/8	3-1/8	2-1/2	5.60
20	4.320	3.995	HD50B20	B	1	2-1/4	3-1/4	1-3/4	4.26	HT50B20	B	1	2-1/4	3-1/4	2-5/8	6.42
21	4.520	4.194	HD50B21	B	1	2-3/8	3-1/2	1-3/4	4.90	HT50B21	B	1	2-3/8	3-1/2	2-5/8	7.42
22	4.720	4.392	HD50B22	B	1	2-3/8	3-9/16	1-7/8	5.58	HT50B22	B	1	2-3/8	3-9/16	2-5/8	7.92
23	4.920	4.590	HD50B23	B	1	2-1/2	3-5/8	1-7/8	6.10	HT50B23	B	1	2-1/2	3-5/8	2-5/8	8.80
24	5.120	4.788	HD50B24	B	1	2-1/2	3-5/8	1-7/8	6.50	HT50B24	B	1	2-1/2	3-5/8	2-5/8	9.42
25	5.320	4.987	HD50B25	B	1	2-1/2	3-5/8	1-7/8	6.94	HT50B25	B	1	2-1/2	3-5/8	2-5/8	10.16
26	5.520	5.185	HD50B26	B	1	2-1/2	3-3/4	1-7/8	7.54	HT50B26	B	1	2-1/2	3-3/4	2-5/8	11.02
30	6.320	5.979	HD50B30	B	1	2-1/2	3-3/4	1-7/8	9.40	HT50B30	B	1	2-1/2	3-3/4	2-5/8	14.24
32	6.720	6.376	HD50B32	B	1	2-1/2	3-3/4	1-7/8	10.46							
35	7.320	6.972	HD50B35	B	1	2-1/2	3-3/4	1-7/8	12.28	HT50B35	B	1	2-1/2	3-3/4	2-5/8	18.96
36	7.520	7.171	HD50B36	B	1-3/16	2-3/4	4	2-1/8	13.94	HT50B36	B	1-3/16	2-3/4	4	2-3/4	20.60
40	8.320	7.966	HD50B40	B	1-3/16	2-3/4	4	2-1/8	16.54							
42	8.720	8.363	HD50B42	B	1-3/16	2-3/4	4	2-1/8	17.92	HT50B42	B	1-3/16	2-3/4	4	2-3/4	27.46
45	9.310	8.960	HD50B45	B	1-3/16	2-3/4	4	2-1/8	20.30							
48	9.910	9.556	HD50B48	B	1-3/16	2-3/4	4-1/4	2-3/8	24.08	HT50B48	B	1-3/16	2-3/4	4	3-1/8	36.64
52	10.710	10.351	HD50B52	B	1-3/16	2-3/4	4-1/4	2-3/8	27.42	HT50B52	B	1-3/16	2-3/4	4	3-1/8	42.54
54	11.110	10.749	HD50B54	B	1-3/16	2-3/4	4-1/4	2-3/8	29.16							
60	12.300	11.942	HD50B60	B	1-5/16	3	4-1/2	2-3/8	35.88	HT50B60	B	1-5/16	3	4-1/2	3-1/8	56.84
68	13.890	13.533	HD50B68	B	1-5/16	3	4-1/2	2-3/8	44.98	HT50B68	B	1-5/16	3	4-1/2	3-1/8	73.21
72	14.690	14.329	HD50B72	B	1-5/16	3	4-1/2	2-3/8	50.22	HT50C72	C	1-5/16	3	4-3/4	3-1/2	54.40
76	15.490	15.124	HD50B76	B	1-5/16	3	4-1/2	2-3/8	45.64	HT50C76	C	1-5/16	3	4-3/4	3-1/2	57.20
84	17.080	16.715	HD50B84	B	1-5/16	3	4-1/2	2-3/8	51.64	HT50C84	C	1-5/16	3	4-3/4	3-1/2	65.32
95	19.270	18.903	HD50B95	B	1-5/16	3	4-1/2	2-3/8	64.32	HT50C95	C	1-5/16	3	4-3/4	3-3/4	74.42
96	19.470	19.102	HD50B96	B	1-5/16	3	4-1/2	2-3/8	67.42							
102	20.660	20.295	HD50B102	B	1-5/16	3	4-1/2	2-3/8	72.68	HT50C102	C	1-5/16	3	4-3/4	3-3/4	79.94
112	22.650	22.285	HD50B112	B	1-5/16	3-5/16	5-1/4	2-3/8	90.22							

H - Denotes hardened teeth. Also available in unhardened teeth.
Maximum bores shown, accommodate standard keyway with setscrew positioned over keyway.

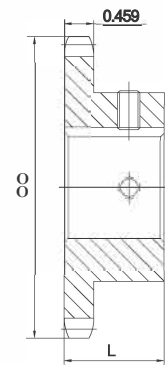


#80

3/4" Pitch - Single Type B

No. ofTeeth	Part No.	OD	L	App. Wt. (Lbs.)	Finished Bores (Includes Keyway and 2 Setscrews)		
9	H60B9	2.510	1-1/4	0.6	3/4	7/8	1
10	H60B10	2.760	1-1/4	0.7	3/4	7/8	1 1-1/81-3/16 1-1/4
11	H60B11	3.000	1-1/4	0.9	3/4	7/8	1 1-1/81-3/16 1-1/4
12	H60B12	3.250	1-1/4	1.3	3/4	7/8	1 1-1/81-3/16 1-1/4 1-7/16
13	H60B13	3.490	1-1/4	1.3	3/4	7/8	1 1-1/81-3/16 1-1/4 1-3/8 1-7/161-1/2
14	H60B14	3.740	1-1/4	1.6	3/4	7/8	1 1-1/81-3/16 1-1/4 1-3/8 1-7/161-1/21-5/81-3/4
15	H60B15	3.980	1-1/4	1.7	3/4	7/8	1 1-1/81-3/16 1-1/4 1-3/8 1-7/161-1/21-5/81-3/4
16	H60B16	4.220	1-1/4	2.1	3/4	7/8	1 1-1/81-3/161-1/4 1-3/8 1-7/161-1/21-5/81-3/41-15/16
17	H60B17	4.460	1-1/4	2.4	1	1-1/81-3/16 1-1/4 1-3/8 1-7/161-1/21-5/81-3/4 1-15/16	
18	H60B18	4.700	1-1/4	2.6	1	1-1/81-3/161-1/4 1-3/8 1-7/161-1/21-5/81-3/41-15/16	
19	H60B19	4.950	1-1/4	3.4	1	1-1/81-3/161-1/4 1-3/8 1-7/161-1/21-5/81-3/41-15/16	
20	H60B20	5.190	1-1/4	3.9	1	1-1/81-3/16 1-1/4 1-3/8 1-7/161-1/21-5/81-3/4 1-15/16	
21	H60B21	5.430	1-1/4	4.4	1	1-1/81-3/16 1-1/4 1-3/8 1-7/161-1/21-5/81-3/4 1-15/16	
22	H60B22	5.670	1-1/4	4.7	1	1-1/81-3/16 1-1/4 1-3/8 1-7/161-1/21-5/81-3/4 1-15/16	
23	H60B23	5.910	1-1/4	5.0	1	1-1/81-3/16 1-1/4 1-3/8 1-7/161-1/21-5/81-3/4 1-15/16	
24	H60B24	6.150	1-1/4	5.3	1	1-1/81-3/161-1/4 1-3/8 1-7/161-1/21-5/81-3/41-15/16	
25	H60B25	6.390	1-1/4	5.4	1	1-1/81-3/161-1/4 1-3/8 1-7/161-1/21-5/81-3/41-15/16	
26	H60B26	6.630	1-1/4	5.8	1	1-1/81-3/16 1-1/4 1-3/8 1-7/161-1/21-5/81-3/4 1-15/16	
27	H60B27	6.870	1-1/4	6.3	1	1-1/81-3/161-1/4 1-3/8 1-7/161-1/21-5/81-3/41-15/16	
28	H60B28	7.110	1-1/4	6.4	1	1-1/81-3/16 1-1/4 1-3/8 1-7/161-1/21-5/81-3/4 1-15/16	
29	H60B29	7.350	1-1/4	6.9	1	1-1/81-3/16 1-1/4 1-3/8 1-7/161-1/21-5/81-3/4 1-15/16	
30	H60B30	7.590	1-1/4	7.1	1	1-1/81-3/161-1/4 1-3/8 1-7/161-1/21-5/81-3/41-15/16	
31	H60B31	7.830	1-1/4	7.4	1	1-1/81-3/161-1/4 1-3/8 1-7/161-1/21-5/81-3/41-15/16	
32	H60B32	8.070	1-1/4	7.8	1	1-1/81-3/161-1/4 1-3/8 1-7/161-1/21-5/81-3/41-15/16	
33	H60B33	8.300	1-1/4	8.2	1	1-1/81-3/161-1/4 1-3/8 1-7/161-1/21-5/81-3/41-15/16	
34	H60B34	8.540	1-1/4	8.5	1	1-1/81-3/16 1-1/4 1-3/8 1-7/161-1/21-5/81-3/4 1-15/16	
35	H60B35	8.780	1-1/4	8.8	1	1-1/81-3/16 1-1/4 1-3/8 1-7/161-1/21-5/81-3/4 1-15/16	
36	H60B36	9.020	1-1/4	9.2	1	1-1/81-3/16 1-1/4 1-3/8 1-7/161-1/21-5/81-3/4 1-15/16 2 2-3/16 2-7/16	
37	H60B37	9.260	1-1/4	9.9	1	1-1/81-3/161-1/4 1-3/8 1-7/161-1/21-5/81-3/41-15/16 2 2-3/16 2-7/16	
38	H60B38	9.500	1-1/4	10.5	1	1-1/81-3/16 1-1/4 1-3/8 1-7/161-1/21-5/81-3/4 1-15/16 2 2-3/16 2-7/16	
39	H60B39	9.740	1-1/4	10.9	1	1-1/81-3/16 1-1/4 1-3/8 1-7/161-1/21-5/81-3/4 1-15/16 2 2-3/16 2-7/16	
40	H60B40	9.980	1-1/4	11.2	1	1-1/81-3/161-1/4 1-3/8 1-7/161-1/21-5/81-3/41-15/16 2 2-3/16 2-7/16	
41	H60B41	10.220	1-1/4	11.8	1	1-1/81-3/161-1/4 1-3/8 1-7/161-1/21-5/81-3/41-15/16 2 2-3/16 2-7/16	
42	H60B42	10.460	1-1/4	12.4	1	1-1/81-3/161-1/4 1-3/8 1-7/161-1/21-5/81-3/41-15/16 2 2-3/16 2-7/16	
43	H60B43	10.700	1-1/4	13.0	1	1-1/81-3/161-1/4 1-3/8 1-7/161-1/21-5/81-3/41-15/16 2 2-3/16 2-7/16	
44	H60B44	10.940	1-1/4	13.5	1	1-1/81-3/16 1-1/4 1-3/8 1-7/161-1/21-5/81-3/4 1-15/16 2 2-3/16 2-7/16	
45	H60B45	11.180	1-1/4	13.8	1	1-1/81-3/16 1-1/4 1-3/8 1-7/161-1/21-5/81-3/4 1-15/16 2 2-3/16 2-7/16	
46	H60B46	11.420	1-1/4	14.1	1	1-1/81-3/161-1/4 1-3/8 1-7/161-1/21-5/81-3/41-15/16 2 2-3/16 2-7/16	
47	H60B47	11.650	1-1/4	14.6	1	1-1/81-3/16 1-1/4 1-3/8 1-7/161-1/21-5/81-3/4 1-15/16 2 2-3/16 2-7/16	
48	H60B48	11.890	1-1/4	15.4	1	1-1/81-3/161-1/4 1-3/8 1-7/161-1/21-5/81-3/41-15/16 2 2-3/16 2-7/16	
49	H60B49	12.130	1-1/4	16.4	1	1-1/81-3/161-1/4 1-3/8 1-7/161-1/21-5/81-3/41-15/16 2 2-3/16 2-7/16	
50	H60B50	12.370	1-1/4	17.3	1	1-1/81-3/16 1-1/4 1-3/8 1-7/161-1/21-5/81-3/4 1-15/16 2 2-3/16 2-7/16	
51	H60B51	12.610	1-1/4	18.3	1	1-1/81-3/16 1-1/4 1-3/8 1-7/161-1/21-5/81-3/4 1-15/16 2 2-3/16 2-7/16	
52	H60B52	12.850	1-1/4	19.3	1	1-1/81-3/16 1-1/4 1-3/8 1-7/161-1/21-5/81-3/4 1-15/16 2 2-3/16 2-7/16	
53	H60B53	13.090	1-1/4	20.3	1	1-1/81-3/16 1-1/4 1-3/8 1-7/161-1/21-5/81-3/4 1-15/16 2 2-3/16 2-7/16	
54	H60B54	13.330	1-3/4	21.0	1	1-1/81-3/161-1/4 1-3/8 1-7/161-1/21-5/81-3/41-15/16 2 2-3/16 2-7/16	
55	H60B55	13.570	1-3/4	21.2	1-3/8	1-7/161-1/21-5/81-3/4 1-15/16 2 2-3/16 2-7/16	
56	H60B56	13.810	1-3/4	21.3	1-3/8	1-7/161-1/21-5/81-3/4 1-15/16 2 2-3/16 2-7/16	
57	H60B57	14.040	1-3/4	22.2	1-3/8	1-7/161-1/21-5/81-3/4 1-15/16 2 2-3/16 2-7/16	
58	H60B58	14.280	1-3/4	23.0	1-3/8	1-7/161-1/21-5/81-3/4 1-15/16 2 2-3/16 2-7/16	
59	H60B59	14.520	1-3/4	23.8	1-3/8	1-7/161-1/21-5/81-3/4 1-15/16 2 2-3/16 2-7/16	
60	H60B60	14.760	1-3/4	25.0	1-3/8	1-7/161-1/21-5/81-3/4 1-15/16 2 2-3/16 2-7/16	
70	H60B70	17.150	1-3/4	31.4	1-3/8	1-7/161-1/21-5/81-3/4 1-15/16 2 2-3/16 2-7/16	
72	H60B72	17.630	2	33.5	1-3/8	1-7/161-1/21-5/81-3/4 1-15/16 2 2-3/16 2-7/16	
80	H60B80	19.540	2	41.2	1-3/8	1-7/161-1/21-5/81-3/4 1-15/16 2 2-3/16 2-7/16	
84	H60B84	20.490	2	45.8	1-3/8	1-7/161-1/21-5/81-3/4 1-15/16 2 2-3/16 2-7/16	
96	H60B96	23.360	2-1/4	62.3	1-3/8	1-7/161-1/21-5/81-3/4 1-15/16 2 2-3/16 2-7/16	
112	H60B112	27.180	2-1/4	81.6	1-3/8	1-7/161-1/21-5/81-3/4 1-15/16 2 2-3/16 2-7/16	

H - Denotes hardened teeth. Also available in unhardened teeth.
Larger bore sizes require hubs of greater diameter.
Keyway centered on line of tooth.



Type BS

3/4" Pitch - Single Type A

No. of Teeth	Part No.	OD	PD	d	App. Wt (Lbs.)	No. of Teeth	Part No.	OD	PD	d	App. Wt (Lbs.)
8	H60A8	2.260	1.960	1/2	0.33	41	H60A41	10.220	9.798	15/16	9.10
9	H60A9	2.510	2.193	1/2	0.42	42	H60A42	10.460	10.037	15/16	9.74
10	H60A10	2.760	2.427	3/4	0.44	43	H60A43	10.700	10.275	15/16	9.84
11	H60A11	3.000	2.663	3/4	0.60	44	H60A44	10.940	10.514	15/16	10.76
12	H60A12	3.250	2.898	3/4	0.72	45	H60A45	11.180	10.752	15/16	11.08
13	H60A13	3.490	3.134	3/4	0.85	46	H60A46	11.420	10.991	15/16	11.50
14	H60A14	3.740	3.371	3/4	0.99	47	H60A47	11.650	11.229	15/16	12.32
15	H60A15	3.980	3.608	3/4	1.10	48	H60A48	11.890	11.468	15/16	12.42
16	H60A16	4.220	3.845	3/4	1.24	49	H60A49	12.130	11.706	15/16	12.92
17	H60A17	4.460	4.082	3/4	1.44	50	H60A50	12.370	11.945	15/16	13.98
18	H60A18	4.700	4.319	3/4	1.62	51	H60A51	12.610	12.183	15/16	14.58
19	H60A19	4.950	4.557	3/4	1.84	52	H60A52	12.850	12.422	15/16	14.60
20	H60A20	5.190	4.794	3/4	2.12	53	H60A53	13.090	12.660	15/16	15.84
21	H60A21	5.430	5.033	3/4	2.28	54	H60A54	13.330	12.899	15/16	15.92
22	H60A22	5.670	5.270	3/4	2.48	55	H60A55	13.570	13.137	1-1/4	16.96
23	H60A23	5.910	5.508	3/4	2.68	56	H60A56	13.810	13.376	1-1/4	17.60
24	H60A24	6.150	5.746	23/32	3.00	57	H60A57	14.040	13.615	1-1/4	17.62
25	H60A25	6.390	5.984	23/32	3.34	58	H60A58	14.280	13.853	1-1/4	19.00
26	H60A26	6.630	6.222	23/32	3.54	59	H60A59	14.520	14.092	1-1/4	19.20
27	H60A27	6.870	6.461	23/32	3.96	60	H60A60	14.760	14.330	1-1/4	20.02
28	H60A28	7.110	6.698	23/32	4.14	64	H60A64	15.720	15.285	1-1/4	23.00
29	H60A29	7.350	6.937	23/32	4.40	65	H60A65	15.960	15.524	1-1/4	23.24
30	H60A30	7.590	7.175	23/32	4.78	66	H60A66	16.190	15.762	1-1/4	24.42
31	H60A31	7.830	7.413	23/32	5.24	68	H60A68	16.670	16.240	1-1/4	25.54
32	H60A32	8.070	7.652	23/32	5.52	70	H60A70	17.150	16.717	1-1/4	27.20
33	H60A33	8.300	7.890	15/16	5.86	72	H60A72	17.630	17.195	1-1/4	28.90
34	H60A34	8.540	8.129	15/16	6.16	76	H60A76	18.580	18.149	1-1/4	32.34
35	H60A35	8.780	8.367	15/16	6.78	80	H60A80	19.540	19.103	1-1/4	40.18
36	H60A36	9.020	8.606	15/16	6.82	84	H60A84	20.490	20.058	1-1/4	43.44
37	H60A37	9.260	8.844	15/16	7.52	90	H60A90	21.930	21.491	1-1/4	45.50
38	H60A38	9.500	9.083	15/16	7.84	96	H60A96	23.360	22.922	1-1/4	52.02
39	H60A39	9.740	9.321	15/16	8.28	112	H60A112	27.180	26.741	1-1/4	70.80
40	H60A40	9.980	9.560	15/16	8.56						

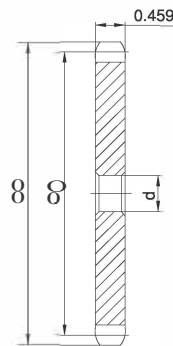

3/4" Pitch - Single Type C

No. of Teeth	Part No.	OD	PD	d		HD	L	App. Wt (Lbs.)
				Min.	Max.			
12	H60C12	3.250	2.898	3/4	1-3/8	2-3/8*	2	2.25
13	H60C13	3.490	3.134	3/4	1-1/2	2-11/32	2	2.75
14	H60C14	3.740	3.371	3/4	1-3/4	2-9/16	2	3.19
15	H60C15	3.980	3.608	3/4	1-7/8	2-7/8	2	3.70
16	H60C16	4.220	3.845	3/4	2	3-1/16	2	4.19
17	H60C17	4.460	4.082	3/4	2-1/4	3-1/4	2	4.81
18	H60C18	4.700	4.319	3/4	2-3/8	3-1/2	2	5.62

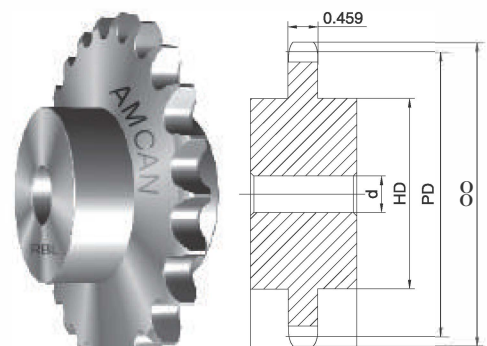
H - Denotes hardened teeth. Also available in unhardened teeth.

Maximum bores shown, accommodate standard keyway with setscrew positioned over keyway.

• Hub has recessed groove allowing for chain clearance. Groove depth is the same as Single Type B.



Type A



Type C

3/4" Pitch - Single Type B

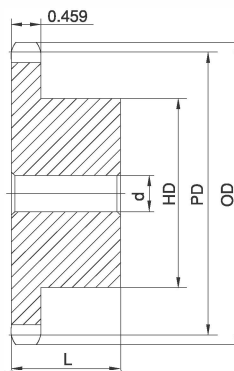
No. of Teeth	Part No.	OD	PD	d		HD	L	App. Wt. (Lbs.)	No. of leeth	Part No.	OD	PD	d		HD	L	App. Wt (Lbs.)
				Min.	Max.								Min.	Max.			
8	H60B8	2.260	1.960	5/8	5/8	1-15/32*	1-1/4	0.54	41	H60B41	10.220	9.798	1	2-3/4	4-1/4	1-1/4	12.14
9	H60B9	2.510	2.193	3/4	7/8	1-9/16*	1-1/4	0.64	42	H60B42	10.460	10.037	1	2-3/4	4-1/4	1-1/4	12.74
10	H60B10	2.760	2.427	3/4	1-1/8	1-15/16*	1-1/4	0.99	43	H60B43	10.700	10.275	1	2-3/4	4-1/4	1-1/4	13.00
11	H60B11	3.000	2.663	3/4	1-5/16	2-1/16*	1-1/4	1.16	44	H60B44	10.940	10.514	15/16	2-3/4	4-1/4	1-1/4	13.88
12	H60B12	3.250	2.898	3/4	1-3/8	2-3/8*	1-1/4	1.47	45	H60B45	11.180	10.752	15/16	2-3/4	4-1/4	1-1/4	13.98
13	H60B13	3.490	3.134	3/4	1-1/2	2-11/32	1-1/4	1.66	46	H60B46	11.420	10.991	15/16	2-3/4	4-1/4	1-1/4	14.60
14	H60B14	3.740	3.371	3/4	1-3/4	2-9/16	1-1/4	2.00	47	H60B47	11.650	11.229	15/16	2-3/4	4-1/4	1-1/4	15.00
15	H60B15	3.980	3.608	3/4	1-7/8	2-7/8	1-1/4	2.51	48	H60B48	11.890	11.468	15/16	2-3/4	4-1/4	1-1/4	15.42
16	H60B16	4.220	3.845	3/4	2	3-1/16	1-1/4	2.81	49	H60B49	12.130	11.706	15/16	2-3/4	4-1/4	1-1/4	15.90
17	H60B17	4.460	4.082	3/4	2-1/4	3-1/4	1-1/4	3.22	50	H60B50	12.370	11.945	15/16	2-3/4	4-1/4	1-1/4	16.40
18	H60B18	4.700	4.319	3/4	2-3/8	3-1/2	1-1/4	3.72	51	H60B51	12.610	12.183	15/16	2-3/4	4-1/4	1-1/4	16.90
19	H60B19	4.950	4.557	3/4	2-3/8	3-1/2	1-1/4	3.92	52	H60B52	12.850	12.422	15/16	2-3/4	4-1/4	1-1/4	17.43
20	H60B20	5.190	4.794	3/4	2-5/8	3-7/8	1-1/4	4.63	53	H60B53	13.090	12.660	15/16	2-3/4	4-1/4	1-1/4	17.99
21	H60B21	5.430	5.033	3/4	2-3/4	4	1-1/4	5.00	54	H60B54	13.330	12.899	15/16	2-3/4	4-1/4	1-3/4	20.60
22	H60B22	5.670	5.270	3/4	2-3/4	4	1-1/4	5.25	55	H60B55	13.570	13.137	1-1/4	2-3/4	4-1/4	1-3/4	21.14
23	H60B23	5.910	5.508	3/4	2-3/4	4	1-1/4	5.48	56	H60B56	13.810	13.376	1-1/4	2-3/4	4-1/4	1-3/4	21.88
24	H60B24	6.150	5.746	3/4	2-3/4	4	1-1/4	5.78	57	H60B57	14.040	13.615	1-1/4	2-3/4	4-1/4	1-3/4	22.26
25	H60B25	6.390	5.984	3/4	2-3/4	4	1-1/4	6.13	58	H60B58	14.280	13.853	1-1/4	2-3/4	4-1/4	1-3/4	22.80
26	H60B26	6.630	6.222	3/4	2-3/4	4	1-1/4	6.38	59	H60B59	14.520	14.092	1-1/4	2-3/4	4-1/4	1-3/4	23.86
27	H60B27	6.870	6.461	3/4	2-3/4	4	1-1/4	6.72	60	H60B60	14.760	14.330	1-1/4	2-3/4	4-1/4	1-3/4	25.22
28	H60B28	7.110	6.698	3/4	2-3/4	4	1-1/4	6.88	64	H60B64	15.720	15.285	1-1/4	2-3/4	4-1/4	1-3/4	27.40
29	H60B29	7.350	6.937	3/4	2-3/4	4	1-1/4	7.28	65	H60B65	15.960	15.524	1-1/4	2-3/4	4-1/4	1-3/4	28.92
30	H60B30	7.590	7.175	3/4	2-3/4	4	1-1/4	7.58	66	H60B66	16.190	15.762	1-1/4	2-3/4	4-1/4	1-3/4	30.10
31	H60B31	7.830	7.413	3/4	2-3/4	4	1-1/4	7.72	68	H60B68	16.670	16.240	1-1/4	2-3/4	4-1/4	1-3/4	30.38
32	H60B32	8.070	7.652	3/4	2-3/4	4	1-1/4	8.26	70	H60B70	17.150	16.717	1-1/4	2-3/4	4-1/4	1-3/4	31.98
33	H60B33	8.300	7.890	1	2-3/4	4	1-1/4	8.42	72	H60B72	17.630	17.195	1-1/4	2-3/4	4-1/4	2	34.18
34	H60B34	8.540	8.129	1	2-3/4	4	1-1/4	8.80	76	H60B76	18.580	18.149	1-1/4	2-3/4	4-1/4	2	38.06
35	H60B35	8.780	8.367	1	2-3/4	4	1-1/4	9.04	80	H60B80	19.540	19.103	1-1/4	2-3/4	4-1/4	2	41.88
36	H60B36	9.020	8.606	1	2-3/4	4	1-1/4	9.60	84	H60B84	20.490	20.058	1-1/4	3-1/4	4-3/4	2	46.46
37	H60B37	9.260	8.844	1	2-3/4	4	1-1/4	10.24	90	H60B90	21.930	21.491	1-1/4	3-5/16	5	2-1/4	63.20
38	H60B38	9.500	9.083	1	2-3/4	4-1/4	1-1/4	10.84	96	H60B96	23.360	22.922	1-1/4	3-3/4	5-1/2	2-1/4	65.08
39	H60B39	9.740	9.321	1	2-3/4	4-1/4	1-1/4	11.36	112	H60B112	27.180	26.741	1-1/4	3-3/4	5-1/2	2-1/4	81.78
40	H60B40	9.980	9.560	1	2-3/4	4-1/4	1-1/4	11.50									

H - Denotes hardened teeth. Also available in unhardened teeth.

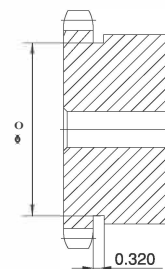
Maximum bores shown, accommodate standard keyway with setscrew positioned over keyway.

• Hub has recessed groove allowing for chain clearance. GD are as follows:

- 8 Teeth = 1.075in 9 Teeth = 1.307in 10 Teeth = 1.555in
- 11 Teeth = 1.803in 12 Teeth = 2.026in



Type B



Type B

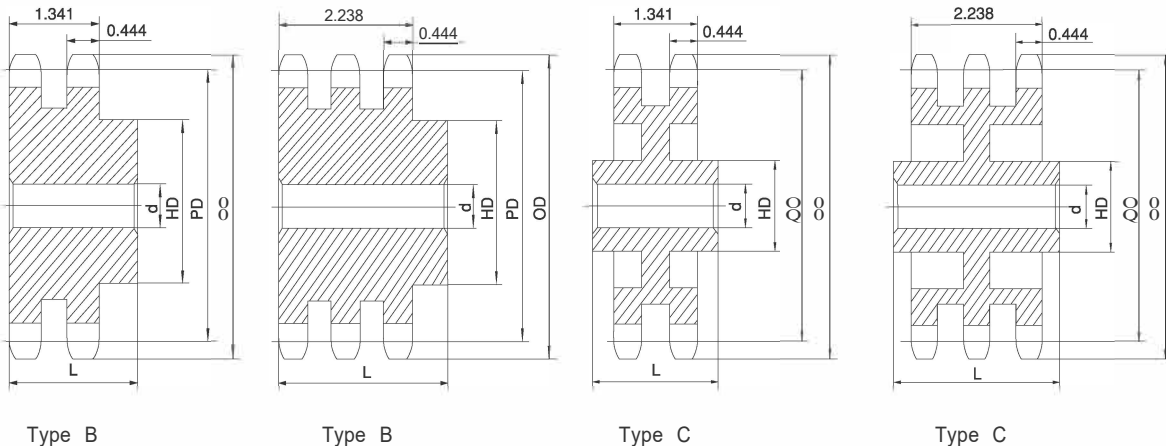
3/4" Pitch

Double Type B & C

Triple Type B & C

No. of Teeth	OD	PD	Double Type B & C						Triple Type B & C							
			Part No.	Type	d		HD	L	App. Wt. (Lbs.)	Part No.	Type	d		HD	L	App. Wt. (Lbs.)
					Min.	Max.						Min.	Max.			
11	3.000	2.663	HD60B11	B	1	1-1/4	1-13/16	2-1/8	1.62	HT60B11	B	1	1-1/4	1-13/16	3	2.5
12	3.250	2.898	HD60B12	B	1	1-7/16	2-1/8	2-1/8	2.20	HT60B12	B	1	1-7/16	2-1/8	3	3.3
13	3.490	3.134	HD60B13	B	1	1-1/2	2-1/4	2-1/8	2.60	HT60B13	B	1	1-1/2	2-1/4	3	3.9
14	3.740	3.371	HD60B14	B	1	1-3/4	2-1/2	2-1/8	3.24	HT60B14	B	1	1-3/4	2-1/2	3	4.5
15	3.980	3.608	HD60B15	B	1	1-7/8	2-13/16	2-1/8	4.00	HT60B15	B	1	1-7/8	2-13/16	3	5.4
16	4.220	3.845	HD60B16	B	1	2	3	2-1/8	4.62	HT60B16	B	1	2	3	3	6.5
17	4.460	4.082	HD60B17	B	1	2-1/4	3-1/4	2-1/8	5.40	HT60B17	B	1	2-1/4	3-1/4	3	7.7
18	4.700	4.319	HD60B18	B	1	2-3/8	3-1/2	2-1/8	6.24	HT60B18	B	1	2-3/8	3-1/2	3	8.5
19	4.950	4.557	HD60B19	B	1	2-1/2	3-11/16	2-1/8	7.00	HT60B19	B	1	2-1/2	3-11/16	3	10.0
20	5.190	4.794	HD60B20	B	1	2-1/2	3-3/4	2-1/8	7.72	HT60B20	B	1	2-1/2	3-3/4	3	11.2
21	5.430	5.033	HD60B21	B	1	2-3/4	4-1/8	2-1/8	8.82	HT60B21	B	1	2-3/4	4-1/8	3	12.5
22	5.670	5.270	HD60B22	B	1	2-3/4	4-1/4	2-1/8	9.70	HT60B22	B	1	2-3/4	4-1/4	3	13.2
23	5.910	5.508	HD60B23	B	1	2-3/4	4-1/4	2-1/8	10.30	HT60B23	B	1	2-3/4	4-1/4	3	14.6
24	6.150	5.746	HD60B24	B	1	2-3/4	4-1/4	2-1/8	11.14	HT60B24	B	1	2-3/4	4-1/4	3	15.8
25	6.390	5.984	HD60B25	B	1	2-3/4	4-1/4	2-1/8	12.00	HT60B25	B	1	2-3/4	4-1/4	3	17.0
26	6.630	6.222	HD60B26	B	1	2-3/4	4-1/4	2-1/8	12.70	HT60B26	B	1	2-3/4	4-1/4	3	18.6
30	7.590	7.175	HD60B30	B	1	2-3/4	4-1/4	2-1/8	16.40	HT60B30	B	1	2-3/4	4-1/4	3	23.2
32	8.070	7.652	HD60B32	B	1-1/4	3	4-1/2	2-3/8	19.52	HT60B32	B	1	2-3/4	4-1/4	3	30.7
35	8.780	8.367	HD60B35	B	1-1/4	3	4-1/2	2-3/8	22.80	HT60B35	B	1-1/4	3	4-1/2	3-1/4	34.5
36	9.020	8.606	HD60B36	B	1-1/4	3	4-1/2	2-3/8	23.82	HT60B36	B	1-1/4	3	4-1/2	3-1/4	37.0
40	9.980	9.560	HD60B40	B	1-1/4	3-1/4	4-3/4	2-3/4	30.84	HT60B40	B	1-1/4	3-1/4	4-3/4	3-5/8	45.3
42	10.460	10.037	HD60B42	B	1-1/4	3-1/4	4-3/4	2-3/4	33.10	HT60B42	B	1-1/4	3-1/4	4-3/4	3-5/8	49.0
45	11.180	10.750	HD60B45	B	1-1/4	3-1/4	4-3/4	2-3/4	37.10	HT60B45	B	1-1/4	3-1/4	4-3/4	3-5/8	57.0
52	12.850	12.422	HD60B52	B	1-1/4	3-1/4	4-3/4	2-3/4	48.70	HT60C52	C	1-1/4	3-1/4	4-3/4	3-1/2	73.0
60	14.760	14.330	HD60B60	B	1-1/4	3-1/4	4-3/4	2-3/4	63.10	HT60C60	C	1-1/4	3-1/4	4-3/4	3-1/2	76.6
68	16.670	16.240	HD60C68	C	1-1/4	3-5/16	5	3	53.70	HT60C68	C	1-1/4	3-1/4	5	3-1/2	80.0
72	17.630	17.195	HD60C72	C	1-1/4	3-5/16	5	3	53.74	HT60C72	C	1-1/4	3-1/4	5	3-1/2	82.0
76	18.580	18.149	HD60C76	C	1-1/4	3-5/16	5	3	60.30	HT60C76	C	1-1/2	3-3/4	5-1/2	3-1/2	85.0
95	23.120	22.683	HD60C95	C	1-1/4	3-3/4	5-1/2	3-1/2	87.14	HT60C95	C	1-1/2	3-3/4	5-1/2	4	105.0

H - Denotes hardened teeth. Also available in unhardened teeth.
Maximum bores shown, accommodate standard keyway with setscrew positioned over keyway.



Type B

Type B

Type C

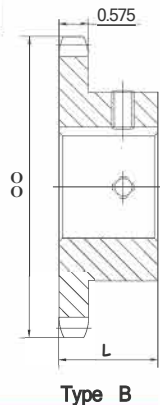
Type C

#80

1" Pitch - Single Type B

No. of Teeth	Part No.	OD	L	App. Wt. (Lbs.)	Finished Bores (Includes Keyway and 2 Setscrews)
9	H80B9	3.350	1-5/8	1.6	1 1-1/8 1-3/16 1-1/4
10	H80B10	3.680	1-5/8	1.7	1 1-1/8 1-3/16 1-1/4
11	H80B11	4.010	1-5/8	1.8	1 1-1/8 1-3/16 1-1/4 1-3/8 1-7/16 1-1/2 1-5/8
12	H80B12	4.330	1-5/8	3.0	1 1-1/8 1-3/16 1-1/4 1-3/8 1-7/16 1-1/2 1-5/8 1-3/4
13	H80B13	4.660	1-1/2	3.5	1 1-1/8 1-3/16 1-1/4 1-3/8 1-7/16 1-1/2 1-5/8 1-3/4 1-7/8 1-15/16 2
14	H80B14	4.980	1-1/2	4.1	1 1-1/8 1-3/16 1-1/4 1-3/8 1-7/16 1-1/2 1-5/8 1-3/4 1-7/8 1-15/16 2
15	H80B15	5.300	1-1/2	5.2	1 1-1/8 1-3/16 1-1/4 1-3/8 1-7/16 1-1/2 1-5/8 1-3/4 1-7/8 1-15/16 2
16	H80B16	5.630	1-1/2	5.5	1 1-3/16 1-1/4 1-3/8 1-7/16 1-1/2 1-5/8 1-3/4 1-15/16 2 2-3/16
17	H80B17	5.950	1-1/2	6.0	1 1-3/16 1-1/4 1-3/8 1-7/16 1-1/2 1-5/8 1-3/4 1-15/16 2 2-3/16 2-7/16
18	H80B18	6.270	1-1/2	6.5	1 1-3/16 1-1/4 1-3/8 1-7/16 1-1/2 1-5/8 1-3/4 1-15/16 2 2-3/16 2-7/16
19	H80B19	6.590	1-1/2	7.0	1 1-3/16 1-1/4 1-3/8 1-7/16 1-1/2 1-5/8 1-3/4 1-15/16 2 2-3/16 2-7/16
20	H80B20	6.910	1-1/2	8.0	1 1-3/16 1-1/4 1-3/8 1-7/16 1-1/2 1-5/8 1-3/4 1-15/16 2 2-3/16 2-7/16
21	H80B21	7.240	1-3/4	8.9	1 1-3/16 1-1/4 1-3/8 1-7/16 1-1/2 1-5/8 1-3/4 1-15/16 2 2-3/16 2-7/16
22	H80B22	7.560	1-3/4	9.5	1 1-3/16 1-1/4 1-3/8 1-7/16 1-1/2 1-5/8 1-3/4 1-15/16 2 2-3/16 2-7/16
23	H80B23	7.880	1-3/4	10.2	1 1-3/16 1-1/4 1-3/8 1-7/16 1-1/2 1-5/8 1-3/4 1-15/16 2 2-3/16 2-7/16
24	H80B24	8.200	1-3/4	10.8	1 1-3/16 1-1/4 1-3/8 1-7/16 1-1/2 1-5/8 1-3/4 1-15/16 2 2-3/16 2-7/16
25	H80B25	8.520	1-3/4	11.4	1 1-3/16 1-1/4 1-3/8 1-7/16 1-1/2 1-5/8 1-3/4 1-15/16 2 2-3/16 2-7/16
26	H80B26	8.840	2	14.0	1-1/4 1-3/8 1-7/16 1-1/2 1-5/8 1-3/4 1-15/16 2 2-3/16 2-7/16 2-15/16
27	H80B27	9.160	2	14.7	1-1/4 1-3/8 1-7/16 1-1/2 1-5/8 1-3/4 1-15/16 2 2-3/16 2-7/16 2-15/16
28	H80B28	9.480	2	15.3	1-1/4 1-3/8 1-7/16 1-1/2 1-5/8 1-3/4 1-15/16 2 2-3/16 2-7/16 2-15/16
29	H80B29	9.800	2	16.4	1-1/4 1-3/8 1-7/16 1-1/2 1-5/8 1-3/4 1-15/16 2 2-3/16 2-7/16 2-15/16
30	H80B30	10.110	2	16.7	1-1/4 1-3/8 1-7/16 1-1/2 1-5/8 1-3/4 1-15/16 2 2-3/16 2-7/16 2-15/16
31	H80B31	10.430	2	18.0	1-1/4 1-3/8 1-7/16 1-1/2 1-5/8 1-3/4 1-15/16 2 2-3/16 2-7/16 2-15/16
32	H80B32	10.750	2	18.8	1-1/4 1-3/8 1-7/16 1-1/2 1-5/8 1-3/4 1-15/16 2 2-3/16 2-7/16 2-15/16
33	H80B33	11.070	2	18.9	1-1/4 1-3/8 1-7/16 1-1/2 1-5/8 1-3/4 1-15/16 2 2-3/16 2-7/16 2-15/16
34	H80B34	11.390	2	20.6	1-1/4 1-3/8 1-7/16 1-1/2 1-5/8 1-3/4 1-15/16 2 2-3/16 2-7/16 2-15/16
35	H80B35	11.710	2	21.4	1-1/4 1-3/8 1-7/16 1-1/2 1-5/8 1-3/4 1-15/16 2 2-3/16 2-7/16 2-15/16
36	H80B36	12.030	2	22.5	1-1/4 1-3/8 1-7/16 1-1/2 1-5/8 1-3/4 1-15/16 2 2-3/16 2-7/16 2-15/16
37	H80B37	12.350	2	23.9	1-1/4 1-3/8 1-7/16 1-1/2 1-5/8 1-3/4 1-15/16 2 2-3/16 2-7/16 2-15/16
38	H80B38	12.670	2	24.0	1-1/4 1-3/8 1-7/16 1-1/2 1-5/8 1-3/4 1-15/16 2 2-3/16 2-7/16 2-15/16
39	H80B39	12.990	2	24.9	1-1/4 1-3/8 1-7/16 1-1/2 1-5/8 1-3/4 1-15/16 2 2-3/16 2-7/16 2-15/16
40	H80B40	13.310	2	26.0	1-1/4 1-3/8 1-7/16 1-1/2 1-5/8 1-3/4 1-15/16 2 2-3/16 2-7/16 2-15/16
41	H80B41	13.630	2	27.1	1-3/8 1-7/16 1-1/2 1-5/8 1-3/4 1-15/16 2 2-3/16 2-7/16 2-15/16
42	H80B42	13.940	2	28.0	1-3/8 1-7/16 1-1/2 1-5/8 1-3/4 1-15/16 2 2-3/16 2-7/16 2-15/16
43	H80B43	14.260	2	29.3	1-3/8 1-7/16 1-1/2 1-5/8 1-3/4 1-15/16 2 2-3/16 2-7/16 2-15/16
44	H80B44	14.580	2	30.2	1-3/8 1-7/16 1-1/2 1-5/8 1-3/4 1-15/16 2 2-3/16 2-7/16 2-15/16
45	H80B45	14.900	2	31.3	1-3/8 1-7/16 1-1/2 1-5/8 1-3/4 1-15/16 2 2-3/16 2-7/16 2-15/16
46	H80B46	15.220	2	32.4	1-3/8 1-7/16 1-1/2 1-5/8 1-3/4 1-15/16 2 2-3/16 2-7/16 2-15/16
47	H80B47	15.540	2	33.3	1-3/8 1-7/16 1-1/2 1-5/8 1-3/4 1-15/16 2 2-3/16 2-7/16 2-15/16
48	H80B48	15.860	2	34.8	1-3/8 1-7/16 1-1/2 1-5/8 1-3/4 1-15/16 2 2-3/16 2-7/16 2-15/16
49	H80B49	16.180	2	35.1	1-3/8 1-7/16 1-1/2 1-5/8 1-3/4 1-15/16 2 2-3/16 2-7/16 2-15/16
50	H80B50	16.500	2	36.6	1-3/8 1-7/16 1-1/2 1-5/8 1-3/4 1-15/16 2 2-3/16 2-7/16 2-15/16
51	H80B51	16.810	2	38.5	1-3/8 1-7/16 1-1/2 1-5/8 1-3/4 1-15/16 2 2-3/16 2-7/16 2-15/16
52	H80B52	17.130	2	40.3	1-3/8 1-7/16 1-1/2 1-5/8 1-3/4 1-15/16 2 2-3/16 2-7/16 2-15/16
53	H80B53	17.450	2	42.2	1-3/8 1-7/16 1-1/2 1-5/8 1-3/4 1-15/16 2 2-3/16 2-7/16 2-15/16
54	H80B54	17.770	2	44.0	1-3/8 1-7/16 1-1/2 1-5/8 1-3/4 1-15/16 2 2-3/16 2-7/16 2-15/16
55	H80B55	18.090	2	46.3	1-3/8 1-7/16 1-1/2 1-5/8 1-3/4 1-15/16 2 2-3/16 2-7/16 2-15/16
56	H80B56	18.410	2	47.3	1-3/8 1-7/16 1-1/2 1-5/8 1-3/4 1-15/16 2 2-3/16 2-7/16 2-15/16
57	H80B57	18.730	2	48.9	1-3/8 1-7/16 1-1/2 1-5/8 1-3/4 1-15/16 2 2-3/16 2-7/16 2-15/16
58	H80B58	19.040	2	50.6	1-3/8 1-7/16 1-1/2 1-5/8 1-3/4 1-15/16 2 2-3/16 2-7/16 2-15/16
59	H80B59	19.360	2	52.2	1-3/8 1-7/16 1-1/2 1-5/8 1-3/4 1-15/16 2 2-3/16 2-7/16 2-15/16
60	H80B60	19.680	2	53.8	1-3/8 1-7/16 1-1/2 1-5/8 1-3/4 1-15/16 2 2-3/16 2-7/16 2-15/16

H - Denotes hardened teeth. Also available in unhardened teeth.
Larger bore sizes require hubs of greater diameter.
Keyway centered on line of tooth.



1" Pitch Single Type A

No. of Teeth	Part No.	OD	PD	d	App. Wt (Lbs.)	No. of Teeth	Part No.	OD	PD	d	App. Wt (Lbs.)
9	H80A9	3.350	2.924	15/16	0.8	40	H80A40	13.310	12.746	1-3/16	18.9
10	H80A10	3.680	3.236	15/16	1.0	41	H80A41	13.630	13.064	1-1/4	21.0
11	H80A11	4.010	3.550	15/16	1.3	42	H80A42	13.940	13.382	1-1/4	21.8
12	H80A12	4.330	3.864	15/16	1.5	43	H80A43	14.260	13.700	1-1/4	23.6
13	H80A13	4.660	4.179	15/16	1.8	44	H80A44	14.580	14.018	1-1/4	24.3
14	H80A14	4.980	4.494	15/16	2.2	45	H80A45	14.900	14.336	1-1/4	25.2
15	H80A15	5.300	4.810	15/16	2.5	46	H80A46	15.220	14.654	1-1/4	26.0
16	H80A16	5.630	5.126	15/16	2.9	47	H80A47	15.540	14.972	1-1/4	26.4
17	H80A17	5.950	5.442	15/16	3.3	48	H80A48	15.860	15.290	1-1/4	27.8
18	H80A18	6.270	5.759	15/16	3.7	49	H80A49	16.180	15.608	1-1/4	28.9
19	H80A19	6.590	6.076	15/16	4.1	50	H80A50	16.500	15.926	1-1/4	30.9
20	H80A20	6.910	6.392	15/16	4.7	51	H80A51	16.810	16.244	1-1/4	32.2
21	H80A21	7.240	6.710	15/16	4.9	52	H80A52	17.130	16.562	1-1/4	33.0
22	H80A22	7.560	7.027	15/16	5.5	53	H80A53	17.450	16.880	1-1/4	34.9
23	H80A23	7.880	7.344	15/16	6.3	54	H80A54	17.770	17.198	1-1/4	36.6
24	H80A24	8.200	7.661	15/16	6.7	55	H80A55	18.090	17.516	1-1/4	37.5
25	H80A25	8.520	7.979	15/16	7.2	56	H80A56	18.410	17.835	1-1/4	39.4
26	H80A26	8.840	8.296	1-3/16	7.8	57	H80A57	18.730	18.153	1-1/4	40.4
27	H80A27	9.160	8.614	1-3/16	8.6	58	H80A58	19.040	18.471	1-1/4	41.3
28	H80A28	9.480	8.931	1-3/16	9.3	59	H80A59	19.360	18.789	1-1/4	42.9
29	H80A29	9.800	9.249	1-3/16	9.8	60	H80A60	19.680	19.107	1-1/4	45.3
30	H80A30	10.110	9.567	1-3/16	10.7	65	H80A65	21.270	20.698	1-1/4	52.2
31	H80A31	10.430	9.884	1-3/16	11.3	70	H80A70	22.870	22.289	1-1/2	59.8
32	H80A32	10.750	10.202	1-3/16	12.1	72	H80A72	23.500	22.926	1-1/2	65.7
33	H80A33	11.070	10.520	1-3/16	13.6	76	H80A76	24.780	24.198	1-1/2	70.2
34	H80A34	11.390	10.838	1-3/16	14.3	80	H80A80	26.050	25.471	1-1/2	79.6
35	H80A35	11.710	11.156	1-3/16	14.8	84	H80A84	27.330	26.744	1-1/2	86.1
36	H80A36	12.030	11.471	1-3/16	16.1	90	H80A90	29.240	28.654	1-1/2	101.0
37	H80A37	12.350	11.792	1-3/16	16.8	96	H80A96	31.150	30.563	1-1/2	120.0
38	H80A38	12.670	12.110	1-3/16	17.2	112	H80A112	36.240	35.655	1-1/2	165.0
39	H80A39	12.990	12.428	1-3/16	17.9						

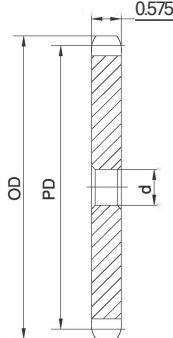

Single Type C

No. of Teeth	Part No.	OD	PD	d		HD	L	App. Wt (Lbs.)	No. of Teeth	Part No.	OD	PD	d		HD	L	App. Wt (Lbs.)
				Min.	Max.								Min.	Max.			
11	H80C11	4.010	3.550	1	1-5/8	2-29/32*	2-3/8	3.8	70	H80C70	22.870	22.289	1-1/2	4-1/4	6-1/4	3-1/2	75.7
12	H80C12	4.330	3.864	1	1-7/8	3-1/8*	2-3/8	4.3	72	H80C72	23.500	22.926	1-1/2	4-1/4	6-1/4	3-1/2	81.4
13	H80C13	4.660	4.179	1	2	3-1/64	2-3/8	5.3	76	H80C76	24.780	24.198	1-1/2	4-1/4	6-1/4	3-1/2	87.8
14	H80C14	4.980	4.494	1	2-1/4	3-11/32	2-3/8	6.4	80	H80C80	26.050	25.471	1-1/2	4-1/4	6-1/4	3-1/2	89.9
15	H80C15	5.300	4.810	1	2-1/2	3-13/16	2-3/8	7.7	84	H80C84	27.330	26.744	1-1/2	4-1/4	6-1/4	3-1/2	99.2
16	H80C16	5.630	5.126	1	2-3/4	4	2-3/8	8.8	90	H80C90	29.240	28.654	1-1/2	4-1/4	6-1/4	3-1/2	106.0
									96	H80C96	31.150	30.563	1-1/2	4-1/4	6-1/4	3-1/2	117.0
									112	H80C112	36.240	35.655	1-1/2	4-1/4	6-1/4	3-1/2	154.0

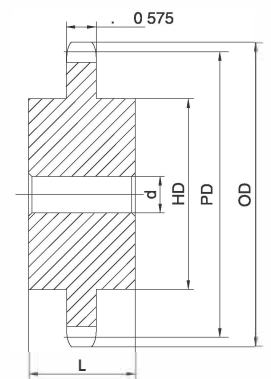
H - Denotes hardened teeth. Also available in unhardened teeth.

Maximum bores shown, accommodate standard keyway with setscrew positioned over keyway.

• Hub has recessed groove allowing for chain clearance. Groove depth is the same as Single Type B.



Type A



Type C

#80

1" Pitch - Single Type B

No. of Teeth	Part No.	OD	PD	d		s	L	Appwt (Lbs.)	No. of Teeth	Part No.	OD	PD	d		HD	L	App.Wt. (Lbs.)
				Min.	Max.								Min.	Max.			
8	H80B8	3.010	2.613	1	1	1-15/16*	1-5/8	1.4	37	H80B37	12.350	11.792	1-3/16	3-1/4	4-3/4	2	23.8
9	H80B9	3.350	2.924	1	1-5/16	2-1/4*	1-5/8	1.6	38	H80B38	12.670	12.110	1-3/16	3-1/4	4-3/4	2	24.7
10	H80B10	3.680	3.236	1	1-1/2	2-9/16*	1-5/8	2.2	39	H80B39	12.990	12.428	1-3/16	3-1/4	4-3/4	2	25.6
11	H80B11	4.010	3.550	1	1-5/8	2-13/16*	1-5/8	3.2	40	H80B40	13.310	12.746	1-3/16	3-1/4	4-3/4	2	26.7
12	H80B12	4.330	3.864	1	1-7/8	3-1/8*	1-5/8	3.4	41	H80B41	13.630	13.064	1-1/4	3-1/4	4-3/4	2	27.8
13	H80B13	4.660	4.179	1	2	3	1-1/2	3.5	42	H80B42	13.940	13.382	1-1/4	3-1/4	4-3/4	2	28.7
14	H80B14	4.980	4.494	1	2-1/4	3-1/4	1-1/2	4.1	43	H80B43	14.260	13.700	1-1/4	3-1/4	4-3/4	2	29.4
15	H80B15	5.300	4.810	1	2-1/2	3-13/16	1-1/2	5.3	44	H80B44	14.580	14.018	1-1/4	3-1/4	4-3/4	2	29.9
16	H80B16	5.630	5.126	1	2-3/4	4	1-1/2	5.9	45	H80B45	14.900	14.336	1-1/4	3-1/4	4-3/4	2	31.4
17	H80B17	5.950	5.442	1	2-3/4	4	1-1/2	6.6	46	H80B46	15.220	14.654	1-1/4	3-1/4	4-3/4	2	33.1
18	H80B18	6.270	5.759	1	2-3/4	4-1/4	1-1/2	7.3	47	H80B47	15.540	14.972	1-1/4	3-1/4	4-3/4	2	34.0
19	H80B19	6.590	6.076	1	2-3/4	4-1/4	1-1/2	7.8	48	H80B48	15.860	15.290	1-1/4	3-1/4	4-3/4	2	35.5
20	H80B20	6.910	6.392	1	2-3/4	4-1/4	1-1/2	8.4	49	H80B49	16.180	15.608	1-1/4	3-1/4	4-3/4	2	35.8
21	H80B21	7.240	6.710	1	2-3/4	4-1/4	1-3/4	9.4	50	H80B50	16.500	15.926	1-1/4	3-1/4	4-3/4	2	37.3
22	H80B22	7.560	7.027	1	2-3/4	4-1/4	1-3/4	10.0	51	H80B51	16.810	16.244	1-1/4	3-1/4	4-3/4	2	38.6
23	H80B23	7.880	7.344	1	2-3/4	4-1/4	1-3/4	10.7	52	H80B52	17.130	16.562	1-1/4	3-1/4	4-3/4	2	39.4
24	H80B24	8.200	7.661	1	2-3/4	4-1/4	1-3/4	11.3	53	H80B53	17.450	16.880	1-1/4	3-1/4	4-3/4	2	41.3
25	H80B25	8.520	7.979	1	2-3/4	4-1/4	1-3/4	11.9	54	H80B54	17.770	17.198	1-1/4	3-1/2	5-1/4	2	44.7
26	H80B26	8.840	8.296	1-1/4	3-1/4	4-3/4	2	14.3	55	H80B55	18.090	17.516	1-1/4	3-1/2	5-1/4	2	45.6
27	H80B27	9.160	8.614	1-1/4	3-1/4	4-3/4	2	15.4	56	H80B56	18.410	17.835	1-1/4	3-1/2	5-1/4	2	47.5
28	H80B28	9.480	8.931	1-1/4	3-1/4	4-3/4	2	16.0	57	H80B57	18.730	18.153	1-1/4	3-1/2	5-1/4	2	48.5
29	H80B29	9.800	9.249	1-3/16	3-1/4	4-3/4	2	17.1	58	H80B58	19.040	18.471	1-1/4	3-1/2	5-1/4	2	50.5
30	H80B30	10.110	9.567	1-3/16	3-1/4	4-3/4	2	17.4	59	H80B59	19.360	18.789	1-1/4	3-1/2	5-1/4	2	52.1
31	H80B31	10.430	9.884	1-3/16	3-1/4	4-3/4	2	18.7	60	H80B60	19.680	19.107	1-1/4	3-1/2	5-1/4	2	54.5
32	H80B32	10.750	10.202	1-3/16	3-1/4	4-3/4	2	19.5	65	H80B65	21.270	20.698	1-1/4	3-1/2	5-1/4	2	61.8
33	H80B33	11.070	10.520	1-3/16	3-1/4	4-3/4	2	19.6									
34	H80B34	11.390	10.838	1-3/16	3-1/4	4-3/4	2	21.3									
35	H80B35	11.710	11.156	1-3/16	3-1/4	4-3/4	2	22.1									
36	H80B36	12.030	11.471	1-3/16	3-1/4	4-3/4	2	23.1									

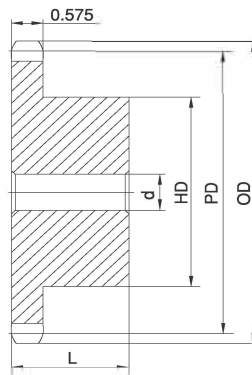

H - Denotes hardened teeth. Also available in unhardened teeth.

Maximum bores shown, accommodate standard keyway with setscrew positioned over keyway.

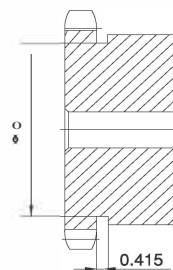
• Hub has recessed groove allowing for chain clearance. GD are as follows:

8 Teeth = 1.437in 9 Teeth = 1.756in 10 Teeth = 2.067in

11 Teeth = 2.381 in 12 Teeth = 2.695in



Type B



Type B

1" Pitch

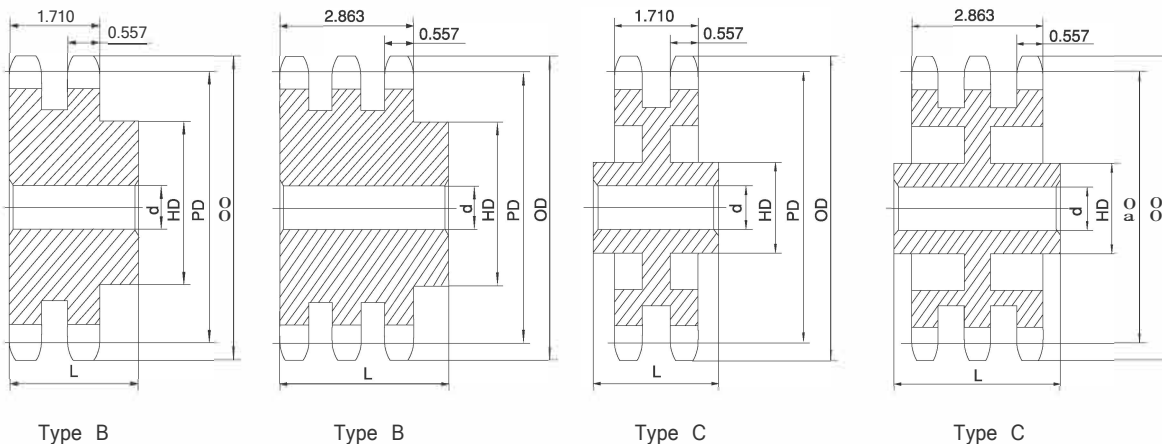
#80

Double Type B & C

Triple Type B & C

No. of Teeth	OD	FD	Double Type B & C							Triple Type B & C						
			Part No.	Type	d		HD	L	App.Wt. (Lbs.)	Part No.	Type	d		HD	L	App.Wt. (Lbs.)
					Min.	Max.						Min.	Max.			
10	3.680	3.236	HD80B10	B	1	1-1/2	2-9/16	2-3/4	3.6	HT80B10	B	1	1-1/2	2-9/16	3-5/8	44
11	4.010	3.550	HD80B11	B	1	1-3/4	2-1/2	2-1/2	4.0	HT80B11	B	1	1-3/4	2-1/2	3-5/8	5.9
12	4.330	3.864	HD80B12	B	1	1-7/8	2-27/32	2-1/2	5.1	HT80B12	B	1	1-7/8	2-27/32	3-5/8	7.5
13	4.660	4.179	HD80B13	B	1	2-1/4	3-5/32	2-1/2	6.3	HT80B13	B	1	2-1/4	3-5/32	3-5/8	9.2
14	4.980	4.494	HD80B14	B	1	2-3/8	3-15/32	2-1/2	7.6	HT80B14	B	1	2-3/8	3-15/32	3-5/8	11.0
15	5.300	4.810	HD80B15	B	1	2-1/2	3-51/64	2-1/2	9.0	HT80B15	B	1	2-1/2	3-51/64	3-5/8	13.1
16	5.630	5.126	HD80B16	B	1	2-3/4	4	2-3/4	11.0	HT80B16	B	1	2-3/4	4	3-7/8	15.8
17	5.950	5.442	HD80B17	B	1	3	4-27/64	2-3/4	13.2	HT80B17	B	1	3	4-27/64	3-7/8	18.6
18	6.270	5.759	HD80B18	B	1	3-1/4	4-47/64	2-3/4	15.0	HT80B18	B	1	3-1/4	4-47/64	3-7/8	21.2
19	6.590	6.076	HD80B19	B	1	3-5/16	5	2-3/4	17.0	HT80B19	B	1	3-5/16	5	3-7/8	23.7
20	6.910	6.392	HD80B20	B	1	3-5/16	5	2-3/4	18.2	HT80B20	B	1	3-5/16	5	3-7/8	26.0
21	7.240	6.710	HD80B21	B	1	3-5/16	5	2-3/4	19.6	HT80B21	B	1	3-5/16	5	3-7/8	28.4
22	7.560	7.027	HD80B22	B	1	3-5/16	5	2-3/4	21.0	HT80B22	B	1	3-5/16	5	3-7/8	31.0
23	7.880	7.344	HD80B23	B	1	3-5/16	5	2-3/4	22.8	HT80B23	B	1	3-5/16	5	3-7/8	33.6
24	8.200	7.661	HD80B24	B	1	3-1/2	5-1/4	2-3/4	25.1	HT80B24	B	1	3-1/2	5-1/4	3-7/8	37.1
25	8.520	7.979	HD80B25	B	1	3-1/2	5-1/4	3	28.3	HT80B25	B	1	3-1/2	5-1/4	3-7/8	40.1
26	8.840	8.296	HD80B26	B	1	3-1/2	5-1/4	3	29.9	HT80B26	B	1	3-1/2	5-1/4	3-7/8	42.9
30	10.110	9.567	HD80B30	B	1-1/4	3-3/4	5-3/4	3	39.5	HT80B30	B	1-1/4	3-3/4	5-3/4	4-1/4	54.5
32	10.750	10.202	HD80B32	B	1-1/4	3-3/4	5-3/4	3	43.8	HT80B32	B	1-1/4	3-3/4	5-3/4	4-1/4	64.5
35	11.710	11.156	HD80B35	B	1-1/4	3-3/4	5-3/4	3	49.1	HT80B35	B	1-1/4	3-3/4	5-3/4	4-1/4	79.5
36	12.030	11.471	HD80B36	B	1-1/4	3-3/4	5-3/4	3-1/8	54.2	HT80B36	B	1-1/4	3-3/4	5-3/4	4-1/4	83.9
42	13.940	13.382	HD80B42	B	1-1/4	3-3/4	5-3/4	3-1/8	71.5	HT80C42	C	1-1/4	3-13/16	6	4-1/2	84.9
45	14.900	14.336	HD80B45	B	1-1/4	3-3/4	5-3/4	3-1/8	73.5	HT80C45	C	1-1/4	3-13/16	6	4-1/2	92.4
52	17.130	16.562	HD80C52	C	1-1/2	3-3/4	5-3/4	3-3/4	78.4	HT80C52	C	1-1/2	3-13/16	6	4-1/2	107.0
60	19.680	19.107	HD80C60	C	1-1/2	3-3/4	5-3/4	3-3/4	93.3	HT80C60	C	1-1/2	4-1/4	6-1/4	4-3/4	128.0
68	22.230	21.653	HD80C68	C	1-1/2	3-13/16	6	4	96.2	HT80C68	C	1-1/2	4-1/4	6-1/4	4-3/4	140.0
76	24.780	24.198	HD80C76	C	1-1/2	3-13/16	6	4	113.0	HT80C76	C	1-1/2	4-1/4	6-1/4	4-3/4	165.0
95	30.830	30.245	HD80C95	C	1-1/2	4	6	4-1/4	165.0	HT80C95	C	1-1/2	4-1/2	6-3/4	5	240.0

H - Denotes hardened teeth. Also available in unhardened teeth.
 Maximum bores shown, accommodate standard keyway with setscrew positioned over keyway.
 • Hub has recessed groove allowing for chain clearance. Groove depth is the same as Single Type B.

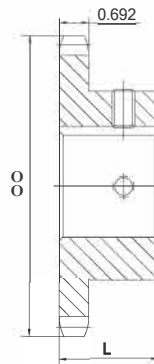


#100

1-1/4" Pitch - Single Type B

No. ofTeeth	Part No.	OD	L	App. Wt. (Lbs.)	Finished Bores (Includes Keyway and 2 Setscrews)
8	H100B8	3.770	1-7/8	2.8	1 1-3/16 1-1/4
9	H100B9	4.180	1-7/8	3.0	1 1-3/16 1-1/4 1-7/16
10	H100B10	4.600	1-7/8	3.9	1 1-3/16 1-1/4 1-7/16
11	H100B11	5.010	1-7/8	4.9	1 1-3/16 1-1/4 1-7/16 1-15/16 2 2-3/16
12	H100B12	5.420	1-7/8	6.0	1 1-3/16 1-1/4 1-7/16 1-15/16 2 2-3/16
13	H100B13	5.820	1-5/8	6.2	1 1-3/16 1-1/4 1-7/16 1-15/16 2 2-3/16
14	H100B14	6.230	1-5/8	6.6	1-1/4 1-7/16 1-15/16 2 2-3/16
15	H100B15	6.630	1-3/4	8.4	1-1/4 1-7/16 1-15/16 2 2-3/16
16	H100B16	7.030	1-3/4	9.0	1-7/16 1-15/16 2 2-3/16 2-7/16 2-15/16
17	H100B17	7.440	1-3/4	9.9	1-7/16 1-15/16 2 2-3/16 2-7/16 2-15/16
18	H100B18	7.840	1-3/4	10.6	1-7/16 1-15/16 2 2-3/16 2-7/16 2-15/16
19	H100B19	8.240	2	12.1	1-7/16 1-15/16 2 2-3/16 2-7/16 2-15/16
20	H100B20	8.640	2	13.2	1-7/16 1-15/16 2 2-3/16 2-7/16 2-15/16
21	H100B21	9.040	2	14.3	1-7/16 1-15/16 2 2-3/16 2-7/16 2-15/16
22	H100B22	9.440	2	15.1	1-7/16 1-15/16 2 2-3/16 2-7/16 2-15/16
23	H100B23	9.840	2	16.1	1-7/16 1-15/16 2 2-3/16 2-7/16 2-15/16
24	H100B24	10.250	2	18.1	1-7/16 1-15/16 2 2-3/16 2-7/16 2-15/16
25	H100B25	10.650	2	18.4	1-7/16 1-15/16 2 2-3/16 2-7/16 2-15/16
26	H100B26	11.050	2	22.9	1-7/16 1-15/16 2 2-3/16 2-7/16 2-15/16 3 3-7/16 3-15/16
27	H100B27	11.440	2	24.1	1-7/16 1-15/16 2 2-3/16 2-7/16 2-15/16 3 3-7/16 3-15/16
28	H100B28	11.840	2	25.4	1-7/16 1-15/16 2 2-3/16 2-7/16 2-15/16 3 3-7/16 3-15/16
29	H100B29	12.240	2	26.7	1-7/16 1-15/16 2 2-3/16 2-7/16 2-15/16 3 3-7/16 3-15/16
30	H100B30	12.640	2	28.1	1-7/16 1-15/16 2 2-3/16 2-7/16 2-15/16 3 3-7/16 3-15/16
31	H100B31	13.040	2	29.6	1-7/16 1-15/16 2 2-3/16 2-7/16 2-15/16 3 3-7/16 3-15/16
32	H100B32	13.440	2	31.0	1-7/16 1-15/16 2 2-3/16 2-7/16 2-15/16 3 3-7/16 3-15/16
33	H100B33	13.840	2-1/2	32.5	1-7/16 1-15/16 2 2-3/16 2-7/16 2-15/16 3 3-7/16 3-15/16
34	H100B34	14.240	2-1/2	34.1	1-7/16 1-15/16 2 2-3/16 2-7/16 2-15/16 3 3-7/16 3-15/16
35	H100B35	14.640	2-1/2	35.1	1-7/16 1-15/16 2 2-3/16 2-7/16 2-15/16 3 3-7/16 3-15/16
36	H100B36	15.040	2-1/2	36.7	1-7/16 1-15/16 2 2-3/16 2-7/16 2-15/16 3 3-7/16 3-15/16
37	H100B37	15.440	2-1/2	38.2	1-7/16 1-15/16 2 2-3/16 2-7/16 2-15/16 3 3-7/16 3-15/16
38	H100B38	15.840	2-1/2	39.4	1-7/16 1-15/16 2 2-3/16 2-7/16 2-15/16 3 3-7/16 3-15/16
39	H100B39	16.230	2-1/2	41.4	1-7/16 1-15/16 2 2-3/16 2-7/16 2-15/16 3 3-7/16 3-15/16
40	H100B40	16.630	2-1/2	44.5	1-7/16 1-15/16 2 2-3/16 2-7/16 2-15/16 3 3-7/16 3-15/16
42	H100B42	17.430	2-1/2	48.0	1-7/16 1-15/16 2 2-3/16 2-7/16 2-15/16 3 3-7/16 3-15/16
45	H100B45	18.630	2-1/2	51.0	1-7/16 1-15/16 2 2-3/16 2-7/16 2-15/16 3 3-7/16 3-15/16
48	H100B48	19.820	2-1/2	62.0	1-7/16 1-15/16 2 2-3/16 2-7/16 2-15/16 3 3-7/16 3-15/16

H - Denotes hardened teeth. Also available in unhardened teeth.
Larger bore sizes require hubs of greater diameter.
Keyway centered on line of tooth.



Type B

1-1/4" Pitch Single Type A

#100

No. of Teeth	Part No.	OD	PD	d	App. Wt. (Lbs.)	No. of Teeth	Part No.	OD	PD	d	App. Wt. (Lbs.)
7	H100A7	3.350	2.881	1	1.2	38	H100A38	15.840	15.138	1-1/4	33.0
8	H100A8	3.770	3.266	1	1.4	39	H100A39	16.230	15.535	1-1/4	35.0
9	H100A9	4.180	3.655	1	1.6	40	H100A40	16.630	15.933	1-1/4	37.0
10	H100A10	4.600	4.045	1	2.0	41	H100A41	17.030	16.330	1-1/4	39.0
11	H100A11	5.010	4.438	1-1/4	2.5	42	H100A42	17.430	16.728	1-1/4	40.0
12	H100A12	5.420	4.830	1-1/4	3.0	43	H100A43	17.830	17.125	1-1/2	43.0
13	H100A13	5.820	5.224	1-1/4	3.5	44	H100A44	18.230	17.523	1-1/2	45.0
14	H100A14	6.230	5.618	1-1/4	4.1	45	H100A45	18.630	17.920	1-1/2	47.0
15	H100A15	6.630	6.013	1-1/4	4.7	46	H100A46	19.020	18.318	1-1/2	49.0
16	H100A16	7.030	6.408	1-1/4	5.4	47	H100A47	19.420	18.715	1-1/2	52.0
17	H100A17	7.440	6.803	1-1/4	6.1	48	H100A48	19.820	19.113	1-1/2	54.0
18	H100A18	7.840	7.199	1-1/4	7.0	49	H100A49	20.220	19.510	1-1/2	56.0
19	H100A19	8.240	7.595	1-1/4	7.8	50	H100A50	20.620	19.908	1-1/2	57.0
20	H100A20	8.640	7.990	1-1/4	8.8	51	H100A51	21.020	20.305	1-1/2	63.0
21	H100A21	9.040	8.388	1-1/4	9.8	52	H100A52	21.420	20.703	1-1/2	64.0
22	H100A22	9.440	8.784	1-1/4	10.5	53	H100A53	21.810	21.100	1-1/2	66.0
23	H100A23	9.840	9.180	1-1/4	11.8	54	H100A54	22.210	21.498	1-1/2	68.0
24	H100A24	10.250	9.576	1-1/4	12.8	55	H100A55	22.610	21.895	1-1/2	70.0
25	H100A25	10.650	9.974	1-1/4	13.9	56	H100A56	23.010	22.294	1-1/2	72.0
26	H100A26	11.050	10.370	1-1/4	15.0	57	H100A57	23.410	22.691	1-1/2	74.8
27	H100A27	11.440	10.768	1-1/4	16.0	58	H100A58	23.810	23.089	1-1/2	76.0
28	H100A28	11.840	11.164	1-1/4	17.4	59	H100A59	24.200	23.486	1-1/2	78.0
29	H100A29	12.240	11.561	1-1/4	19.6	60	H100A60	24.600	23.884	1-1/2	80.0
30	H100A30	12.640	11.959	1-1/4	20.1	70	H100A70	28.580	27.861	1-1/2	113.0
31	H100A31	13.040	12.355	1-1/4	21.5	72	H100A72	29.380	28.658	1-1/2	119.0
32	H100A32	13.440	12.753	1-1/4	22.6	76	H100A76	30.970	30.248	1-1/2	133.0
33	H100A33	13.840	13.150	1-1/4	24.1	80	H100A80	32.570	31.839	1-1/2	146.0
34	H100A34	14.240	13.548	1-1/4	26.0	84	H100A84	34.160	33.430	1-1/2	162.0
35	H100A35	14.640	13.945	1-1/4	27.2	90	H100A90	36.550	35.818	1-1/2	193.0
36	H100A36	15.040	14.343	1-1/4	30.0	96	H100A96	38.930	38.204	1-1/2	215.0
37	H100A37	15.440	14.740	1-1/4	31.0						

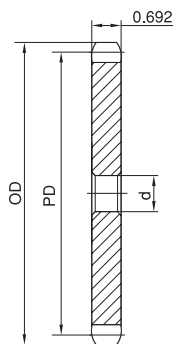
Single Type C

No. of Teeth	Part No.	OD	PD	d		HD	L	App. Wt. (Lbs.)	No. of Teeth	Part No.	OD	PD	d		HD	L	App. Wt. (Lbs.)
				Min.	Max.								Min.	Max.			
10	H100C10	4.600	4.045	1	1-7/8	3-9/32*	2-7/8	6.1	54	H100C54	22.210	21.498	1-1/2	4	6	3-1/4	78.0
11	H100C11	5.010	4.438	1	2-1/4	3-9/16*	2-7/8	7.1	60	H100C60	24.600	23.884	1-1/2	4	6	3-1/4	89.0
12	H100C12	5.420	4.830	1	2-1/4	4*	2-7/8	8.3	70	H100C70	28.580	27.861	1-1/2	5-1/4	7	3-3/4	125.0
13	H100C13	5.820	5.224	1	2-3/8	3-57/64	2-7/8	10.0	72	H100C72	29.380	28.658	1-1/2	5-1/4	7	3-3/4	134.0
14	H100C14	6.230	5.618	1-1/4	2-3/4	4-3/16	2-7/8	12.1	76	H100C76	30.970	30.248	1-1/2	5-1/4	7	3-3/4	143.0
									80	H100C80	32.570	31.839	1-1/2	5-1/4	7	3-3/4	151.0
									84	H100C84	34.160	33.430	1-1/2	5-1/4	7	3-3/4	170.0
									90	H100C90	36.550	35.818	1-1/2	5-1/4	7	3-3/4	184.0
									96	H100C96	38.930	38.204	1-1/2	5-1/4	7	4-1/2	203.0

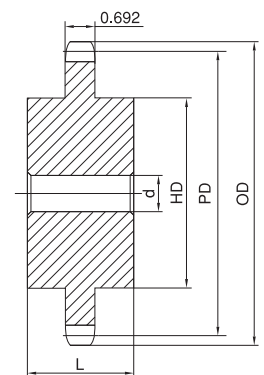
H - Denotes hardened teeth. Also available in unhardened teeth.

Maximum bores shown, accommodate standard keyway with setscrew positioned over keyway.

* Hub has recessed groove allowing for chain clearance. Groove depth is the same as Single Type B.



Type A



Type C

#100

1-1/4" Pitch - Single Type B

No. of Teeth	Part No.	OD	PD	d		HD	L	App. Wt. (Lbs.)	No. of Teeth	Part No.	OD	PD	d		HD	L	App. Wt. (Lbs.)
				Min.	Max.								Min.	Max.			
8	H10088	3.770	3.266	1	1-1/4	2-7/16*	1-7/8	2.3	29	H100829	12.240	11.561	1-1/4	3-5/16	5	2	25.0
9	H10089	4.180	3.655	1	1-5/8	2-13/16*	1-7/8	3.2	30	H100830	12.640	11.959	1-1/4	3-5/16	5	2	26.9
10	H100810	4.600	4.045	1	1-7/8	3-1/4*	1-7/8	4.1	31	H100831	13.040	12.355	1-1/4	3-5/16	5	2	28.2
11	H100811	5.010	4.438	1	2-1/4	3-9/16*	1-7/8	5.3	32	H100832	13.440	12.753	1-1/4	3-5/16	5	2	29.8
12	H100B12	5.420	4.830	1	2-1/4	4*	1-7/8	6.4	33	H100B33	13.840	13.150	1-1/4	3-5/16	5	2	32.1
13	H100813	5.820	5.224	1	2-3/8	3-7/8	1-5/8	6.6	34	H100834	14.240	13.548	1-1/4	3-5/16	5	2-1/2	34.5
14	H100814	6.230	5.618	1-1/4	2-3/4	4-3/16	1-5/8	7.4	35	H100835	14.640	13.945	1-1/4	3-5/16	5	2-1/2	36.9
15	H100815	6.630	6.013	1-1/4	3	4-1/2	1-3/4	9.2	36	H100836	15.040	14.343	1-1/4	3-5/16	5	2-1/2	38.6
16	H100816	7.030	6.408	1-5/16	3	4-1/2	1-3/4	9.9	37	H100837	15.440	14.740	1-1/4	3-5/16	5	2-1/2	40.0
17	H100817	7.440	6.803	1-5/16	3	4-1/2	1-3/4	10.8	38	H100838	15.840	15.138	1-1/4	3-5/16	5	2-1/2	41.5
18	H100818	7.840	7.199	1-5/16	3	4-1/2	1-3/4	11.5	39	H100839	16.230	15.535	1-1/4	3-5/16	5	2-1/2	43.6
19	H100819	8.240	7.595	1-5/16	3	4-1/2	2	13.1	40	H100840	16.630	15.933	1-1/4	3-5/16	5	2-1/2	46.9
20	H100820	8.640	7.990	1-5/16	3	4-1/2	2	14.2	42	H100842	17.430	16.728	1-1/4	3-5/16	5	2-1/2	50.4
21	H100821	9.040	8.388	1-5/16	3	4-1/2	2	15.3	45	H100845	18.630	17.920	1-1/2	3-5/16	5	2-1/2	54.0
22	H100822	9.440	8.784	1-5/16	3	4-1/2	2	16.1	48	H100848	19.820	19.113	1-1/2	4	6	2-1/2	66.0
23	H100823	9.840	9.180	1-1/4	3	4-1/2	2	17.2									
24	H100B24	10.250	9.576	1-1/4	3	4-1/2	2	19.2									
25	H100825	10.650	9.974	1-1/4	3	4-1/2	2	19.5									
26	H100826	11.050	10.370	1-1/4	3-5/16	5	2	21.7									
27	H100827	11.440	10.768	1-1/4	3-5/16	5	2	23.0									
28	H100828	11.840	11.164	1-1/4	3-5/16	5	2	24.4									

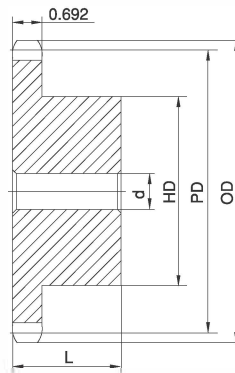
H - Denotes hardened teeth. Also available in unhardened teeth.

Maximum bores shown, accommodate standard keyway with setscrew positioned over keyway.

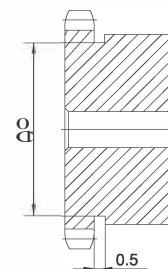
• Hub has recessed groove allowing for chain clearance. GD are as follows:

8 Teeth= 1.752in 9 Teeth= 2.169in 10 leath = 2.581in

11 leath = 2.991in 12Teeth = 3.399in



Type B



Type B

1-1/4" Pitch

#100

Double Type B & C

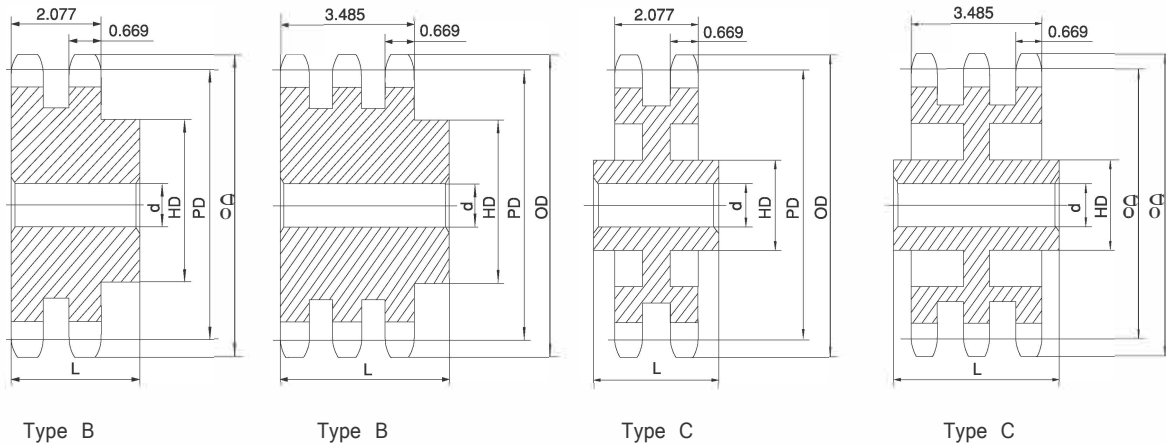
Triple Type B & C

No. of Teeth	OD	FD	Double Type B & C							Triple Type B & C						
			Part No.	Type	d		HD	L	App. Wt (Lbs.)	Part No.	Type	d		HD	L	App. Wt. (Lbs.)
					Min.	Max.						Min.	Max.			
10	4.600	4.045	HD100B10	B	1	1-7/8	2-3/4•	2-7/8	6.2							
11	5.010	4.438	HD100B11	B	1	2-1/8	3-1/8•	2-7/8	7.9	HT100B11	B	1	2-1/8	3-1/8	4-1/4	11.7
12	5.420	4.830	HD100B12	B	1-1/8	2-1/4	3-3/8•	2-7/8	9.3	HT100B12	B	1-1/8	2-1/4	3-3/8	4-1/4	13.7
13	5.820	5.224	HD100B13	B	1-1/8	2-1/2	3-13/16	2-7/8	11.4	HT100B13	B	1-1/8	2-1/2	3-13/16	4-1/4	16.9
14	6.230	5.618	HD100B14	B	1-1/8	2-3/4	4-3/16	2-7/8	13.6	HT100B14	B	1-1/8	2-3/4	4-3/16	4-1/4	20.2
15	6.630	6.013	HD100B15	B	1-1/4	3-1/8	4-5/8	3-1/8	17.1	HT100B15	B	1-1/4	3-1/8	4-5/8	4-1/2	25.0
16	7.030	6.408	HD100B16	B	1-1/4	3-5/16	5	3-1/8	20.1	HT100B16	B	1-1/4	3-5/16	5	4-1/2	29.3
17	7.440	6.803	HD100B17	B	1-1/4	3-1/2	5-1/4	3-1/8	23.1	HT100B17	B	1-1/4	3-1/2	5-1/4	4-1/2	33.8
18	7.840	7.199	HD100B18	B	1-1/4	3-1/2	5-1/4	3-1/8	25.4	HT100B18	B	1-1/4	3-1/2	5-1/4	4-3/4	38.6
19	8.240	7.595	HD100B19	B	1-1/4	3-3/4	5-1/2	3-3/8	29.6	HT100B19	B	1-1/4	3-3/4	5-1/2	4-3/4	43.3
20	8.640	7.990	HD100B20	B	1-1/4	3-3/4	5-1/2	3-3/8	32.4	HT100B20	B	1-1/4	3-3/4	5-1/2	4-3/4	47.9
21	9.040	8.388	HD100B21	B	1-1/4	3-3/4	5-1/2	3-3/8	35.3	HT100B21	B	1-1/4	3-3/4	5-1/2	4-3/4	52.3
22	9.440	8.784	HD100B22	B	1-1/4	3-3/4	5-1/2	3-3/8	38.4	HT100B22	B	1-1/4	3-3/4	5-1/2	4-3/4	57.5
23	9.840	9.180	HD100B23	B	1-1/4	3-3/4	5-1/2	3-3/8	41.3	HT100B23	B	1-1/4	3-3/4	5-1/2	4-3/4	62.5
24	10.250	9.576	HD100B24	B	1-1/4	3-3/4	5-3/4	3-3/8	45.1	HT100B24	B	1-1/4	3-3/4	5-3/4	4-3/4	69.0
25	10.650	9.974	HD100B25	B	1-1/4	3-3/4	5-3/4	3-3/8	48.5	HT100B25	B	1-1/4	3-3/4	5-3/4	4-3/4	73.0
26	11.050	10.370	HD100B26	B	1-1/2	3-3/4	5-3/4	3-3/8	51.5	HT100B26	B	1-1/2	3-13/16	5-3/4	4-3/4	79.0
30	12.640	11.959	HD100B30	B	1-1/2	3-3/4	5-3/4	3-3/8	65.0	HT100B30	B	1-1/2	3-13/16	5-3/4	4-3/4	103.0
35	14.640	13.945	HD100C35	C	1-1/2	3-13/16	6	4-1/4	75.0	HT100C35	C	1-1/2	4	6	5	108.0
45	18.630	17.920	HD100C45	C	1-1/2	3-13/16	6	4-1/2	103.0	HT100C45	C	1-1/2	4	6	5	143.0
60	24.600	23.884	HD100C60	C	1-1/2	5-3/8	7-1/2	5	175.0	HT100C60	C	1-1/2	5-3/8	7-1/2	5	217.0
70	28.580	27.861	HD100C70	C	1-1/2	5-3/8	7-1/2	5	197.0	HT100C70	C	1-1/2	5-3/8	7-1/2	5	262.0
80	32.570	31.839	HD100C80	C	1-1/2	5-3/8	7-1/2	5	231.0	HT100C80	C	1-1/2	5-3/8	7-1/2	5	313.0

H - Denotes hardened teeth. Also available in unhardened teeth.

Maximum bores shown, accommodate standard keyway with setscrew positioned over keyway.

• Hub has recessed groove allowing for chain clearance. Groove diameters are the same as Single Type B.



#120

1-1/2" Pitch

Single Type A, B & C

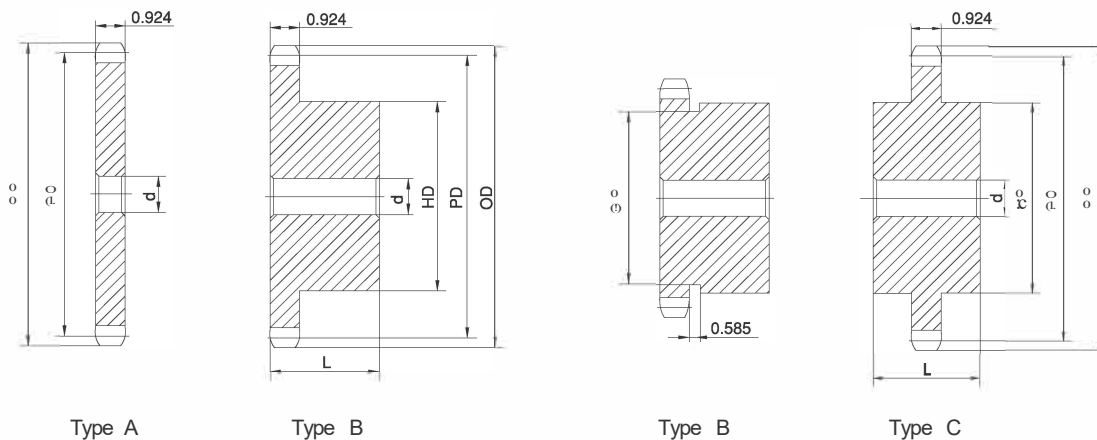
No. of Teeth	OD	PD	Type A			Type B					Type C							
			Part No.	d	App. Wt. (Lbs.)	Part No.	d		HD	L	App. Wt. (Lbs.)	Part No.	d		HD	L	App. Wt. (Lbs.)	
							Min.	Max.					Min.	Max.				
8	4.520	3.920	H120A8	1-1/4	2.4													
9	5.020	4.386	H120A9	1-1/4	3.0	H120B9	1-3/8	1-13/16	3-3/8	2-1/4	5.3							
10	5.520	4.854	H120A10	1-1/4	3.8	H120B10	1-3/8	2-1/4	3-3/4	2-1/4	7.1							
11	6.010	5.325	H120A11	1-1/4	4.8	H120B11	1-3/8	2-3/8	3-9/16	2-1/8	7.6	H120C11	1-3/8	2-3/8	3-9/16	3-3/8	12.5	
12	6.500	5.796	H120A12	1-1/4	5.8	H120B12	1-3/8	2-3/4	4-1/8	2-1/8	9.9	H120C1	1-3/8	2-3/4	4-13/16	3-3/8	14.8	
13	6.990	6.269	H120A13	1-1/4	6.7	H120B13	1-3/8	3	4-9/16	2-1/4	12.4	H120C12	1-3/8	3	4-5/8	3-3/8	17.2	
14	7.470	6.741	H120A14	1-1/4	8.0	H120B14	1-3/8	3-1/4	4-3/4	2-1/4	14.4	H120C14	1-3/8	3-1/4	4-3/4	3-3/8	19.5	
15	7.960	7.215	H120A15	1-1/4	9.1	H120B15	1-1/4	3-1/4	4-3/4	2-3/8	16.7							
16	8.440	7.689	H120A16	1-1/4	10.6	H120B16	1-1/4	3-1/2	5-1/4	2-3/8	19.9							
17	8.920	8.163	H120A17	1-1/4	12.6	H120B17	1-1/4	3-1/2	5-1/4	2-3/8	20.8							
18	9.410	8.639	H120A18	1-1/4	13.6	H120B18	1-1/4	3-1/2	5-1/4	2-3/8	22.2							
19	9.890	9.114	H120A19	1-1/4	15.1	H120B19	1-1/4	3-1/2	5-1/4	2-3/8	24.8							
20	10.370	9.588	H120A20	1-1/4	16.9	H120B20	1-1/4	3-1/2	5-1/4	2-3/8	25.8							
21	10.850	10.065	H120A21	1-1/4	18.7	H120B21	1-1/4	3-1/2	5-1/4	2-3/8	26.7							
22	11.330	10.541	H120A22	1-1/4	20.0	H120B22	1-1/4	3-1/2	5-1/4	2-3/8	28.2							
23	11.810	11.016	H120A23	1-1/4	22.1	H120B23	1-1/4	3-1/2	5-1/4	2-3/8	30.3							
24	12.290	11.492	H120A24	1-1/4	24.8	H120B24	1-1/4	3-1/2	5-1/4	2-3/8	32.1							
25	12.770	11.969	H120A25	1-1/4	26.8	H120B25	1-1/4	3-1/2	5-1/4	2-3/8	34.6							
26	13.250	12.444	H120A26	1-1/2	28.3	H120B26	1-1/2	4	6	2-1/2	40.0							
27	13.730	12.921	H120A27	1-1/2	30.9	H120B27	1-1/2	4	6	2-1/2	42.2							
28	14.210	13.397	H120A28	1-1/2	33.6	H120B28	1-1/2	4	6	2-1/2	44.9							
30	15.170	14.351	H120A30	1-1/2	39.0	H120B30	1-1/2	4	6	2-1/2	50.2							
32	16.130	15.303	H120A32	1-1/2	43.9	H120B32	1-1/2	4	6	2-1/2	56.0							
33	16.610	15.780	H120A33	1-1/2	48.2	H120B33	1-1/2	4	6	2-1/2	58.0							
34	17.090	16.257	H120A34	1-1/2	50.0	H120B34	1-1/2	4	6	2-1/2	60.2							
35	17.570	16.734	H120A35	1-1/2	52.0	H120B35	1-1/2	4	6	2-1/2	62.4							
36	18.050	17.211	H120A36	1-1/2	56.0	H120B36	1-1/2	4	6	2-1/2	66.4							
40	19.960	19.119	H120A40	1-1/2	71.0							H120C4C	1-1/2	4	6	3-3/4	92.0	
42	20.920	20.073	H120A42	1-1/2	75.0							H120C4	1-1/2	4	6	3-3/4	98.0	
45	22.350	21.504	H120A45	1-1/2	88.0							H120C4E	1-1/2	4	6	3-3/4	99.2	
48	23.790	22.935	H120A48	1-1/2	103.0							H120C4f	1-1/2	4	6	4	113.0	
54	26.650	25.797	H120A54	1-1/2	140.0							H120C54	1-1/2	4	6	4	133.0	
60	29.520	28.661	H120A60	1-1/2	160.0							H120C6C	1-1/2	5-1/4	7	4	160.0	
70	34.300	33.434	H120A70	1-1/2	216.0							H120C7C	1-1/2	5-3/8	7-1/2	4-1/2	206.0	
80	39.080	38.207	H120A80	1-1/2	284.0							H120C8C	1-1/2	5-3/8	7-1/2	4-1/2	254.0	
90	43.850	42.981	H120A90	1-1/2	358.0													

H - Denotes hardened teeth. Also available in unhardened teeth.

• Hub has recessed groove allowing for chain clearance. GD are as follows:

9 Teeth = 2.691 in 10 Teeth = 3.104 in

Maximum bores shown, accommodate standard keyway with setscrew positioned over keyway.



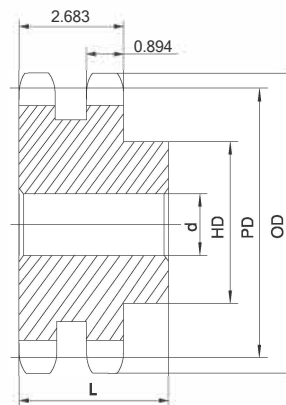

1-1/2" Pitch

#120

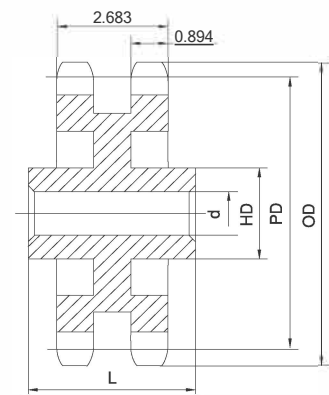
Double Type B & C

No. ofTeeth	Part No.	OD	PD	Type	d		HD	L	App. Wt. (Lbs.)
					Min.	Max.			
11	HD120811	6.010	5.325	B	1-1/2	2-3/8	3-9/16	3-3/4	13.6
12	HD120B12	6.500	5.796	B	1-1/2	2-3/4	4-1/16	3-3/4	17.3
13	HD120813	6.990	6.269	B	1-1/2	3	4-1/2	3-3/4	21.1
14	HD120814	7.470	6.741	B	1-1/2	3-5/16	5	3-3/4	25.6
15	HD120815	7.960	7.215	B	1-1/2	3-1/2	5-1/4	3-3/4	29.9
16	HD120816	8.440	7.689	B	1-1/2	3-1/2	5-1/4	3-3/4	33.8
17	HD120817	8.920	8.163	B	1-1/2	3-1/2	5-1/4	3-3/4	36.9
18	HD120818	9.410	8.639	B	1-1/2	3-1/2	5-1/4	3-3/4	41.9
19	HD120819	9.890	9.114	B	1-1/2	3-1/2	5-1/4	3-3/4	46.5
20	HD120820	10.370	9.588	B	1-1/2	3-1/2	5-1/2	3-3/4	50.2
21	HD120821	10.850	10.065	B	1-1/2	3-1/2	5-1/2	3-3/4	55.6
22	HD120822	11.330	10.541	B	1-1/2	3-13/16	5-3/4	4	64.0
23	HD120823	11.810	11.016	B	1-1/2	4-1/2	6-1/2	4	75.0
24	HD120824	12.290	11.492	B	1-1/2	4-1/2	6-1/2	4	79.0
25	HD120825	12.770	11.969	B	1-1/2	4-1/2	6-1/2	4	84.0
26	HD120826	13.250	12.444	B	1-1/2	4-1/2	6-1/2	4	90.0
30	HD120830	15.170	14.351	B	1-1/2	4-1/2	6-1/2	4	119.0
35	HD120C35	17.570	16.734	C	1-1/2	5-3/8	7-1/2	6	148.0
45	HD120C45	22.350	21.504	C	1-1/2	5-3/8	7-1/2	6	188.0
60	HD120C60	29.520	28.661	C	1-1/2	6-3/8	9-1/2	6-1/4	307.0

H - Denotes hardened teeth. Also available in unhardened teeth.
Maximum bores shown, accommodate standard keyway with setscrew positioned over keyway.



Type B



Type C

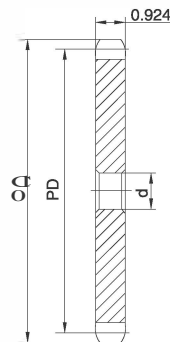
#140

1-3/4" Pitch

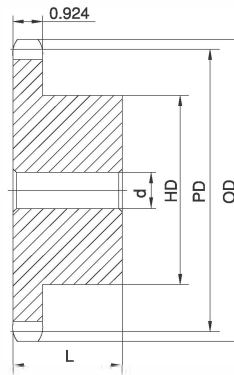
Single Type A, B & C

No. of Teeth	OD	PD	Type A			Type B					Type C						
			Part No.	d	App. Wt. (Lbs.)	Part No.	d		HD	L	App. Wt. (Lbs.)	Part No.	d		HD	L	App. Wt. (Lbs.)
							Min.	Max.					Min.	Max.			
11	7.010	6.213	H140A11	1-1/2	6.7	H140B11	1-1/2	2-3/4	4-1/4	2-1/4	11.3						
12	7.580	6.762	H140A12	1-1/2	8.0	H140B12	1-1/2	3	4-1/2	2-1/4	13.2						
13	8.150	7.313	H140A13	1-1/2	9.5	H140B13	1-1/2	3-3/4	5-1/2	2-3/8	18.9						
14	8.720	7.865	H140A14	1-1/2	11.0	H140B14	1-1/2	3-3/4	5-1/2	2-3/8	20.4						
15	9.280	8.418	H140A15	1-1/2	12.7	H140B15	1-1/2	4-1/4	6-1/4	2-3/8	25.1						
16	9.850	8.971	H140A16	1-1/2	14.5	H140B16	1-1/2	4-1/4	6-1/4	2-1/2	27.9						
17	10.410	9.524	H140A17	1-1/2	16.3	H140B17	1-1/2	4-1/4	6-1/4	2-1/2	29.8						
18	10.980	10.078	H140A18	1-1/2	18.0	H140B18	1-1/2	4-1/4	6-1/4	2-1/2	32.0						
19	11.540	10.633	H140A19	1-1/2	21.0	H140B19	1-1/2	4-1/4	6-1/4	2-1/2	34.1						
20	12.100	11.186	H140A20	1-1/2	23.0	H140B20	1-1/2	4-1/4	6-1/4	2-1/2	36.0						
21	12.660	11.743	H140A21	1-1/2	25.0	H140B21	1-1/2	4-1/4	6-1/4	2-1/2	38.7						
22	13.220	12.297	H140A22	1-1/2	28.0	H140B22	1-1/2	4-1/4	6-1/4	2-1/2	40.6						
23	13.780	12.852	H140A23	1-1/2	30.0	H140B23	1-1/2	4-1/4	6-1/4	2-1/2	42.1						
24	14.340	13.407	H140A24	1-1/2	33.0	H140B24	1-1/2	4-1/4	6-1/4	2-1/2	46.2						
25	14.900	13.963	H140A25	1-1/2	34.0	H140B25	1-1/2	4-1/4	6-1/4	2-1/2	47.8						
26	15.460	14.518	H140A26	1-1/2	39.0	H140B26	1-1/2	4-1/4	6-1/4	3	57.2						
27	16.020	15.075	H140A27	1-1/2	41.0	H140B27	1-1/2	4-1/4	6-1/4	3	58.5						
28	16.580	15.629	H140A28	1-1/2	45.0	H140B28	1-1/2	4-1/4	6-1/4	3	62.2						
30	17.700	16.742	H140A30	1-1/2	52.0	H140B30	1-1/2	4-1/4	6-1/4	3	69.8						
31	18.260	17.297	H140A31	1-1/2	56.0	H140B31	1-1/2	4-1/4	6-1/4	3	73.0						
32	18.820	17.854	H140A32	1-1/2	60.0	H140B32	1-1/2	4-1/4	6-1/4	3	76.3						
35	20.490	19.523	H140A35	1-1/2	73.0							H140C35	1-1/2	5-1/4	7	4	108.0
36	21.050	20.080	H140A36	1-1/2	77.0							H140C36	1-1/2	5-1/4	7	4	110.0
40	23.290	22.306	H140A40	1-1/2	93.0							H140C40	1-1/2	5-1/4	7	4	121.0
45	26.080	25.088	H140A45	1-1/2	131.0							H140C45	1-1/2	5-1/4	7	4	142.0
48	27.750	26.758	H140A48	1-1/2	134.0							H140C48	1-1/2	5-1/4	7	4	150.0
54	31.100	30.097	H140A54	1-1/2	173.0							H140C54	1-1/2	5-1/4	7	4	177.0
60	34.440	33.437	H140A60	1-1/2	219.0							H140C60	1-1/2	5-1/4	7	5	220.0
70	40.020	39.006	H140A70	1-1/2	292.0							H140C70	1-1/2	5-3/8	7-1/2	5	262.0
80	45.590	44.574	H140A80	1-1/2	402.0							H140C80	1-1/2	5-3/8	7-1/2	5	331.0

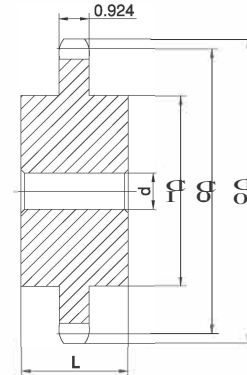
H - Denotes hardened teeth. Also available in unhardened teeth.
Maximum bores shown, accommodate standard keyway with setscrew positioned over keyway.



Type A



Type B



Type C

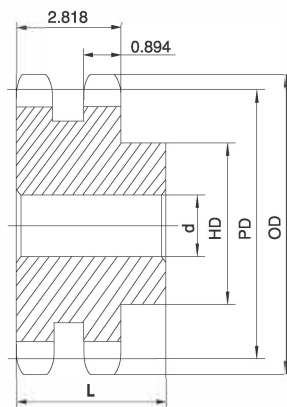

1-3/4" Pitch

#140

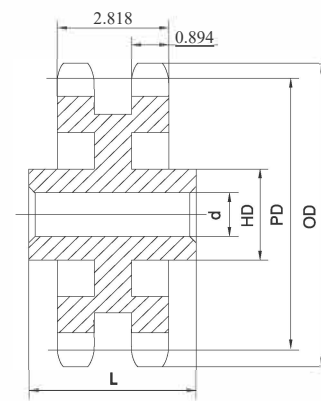
Double Type B & C

No. ofTeeth	Part No.	OD	PD	Type	d		HD	L	App.Wt. (Lbs.)
					Min.	Max			
13	HD140B13	8.150	7.313	B	1-5/8	3-5/16	5	3-3/4	29.0
14	HD140B14	8.720	7.865	B	1-5/8	3-3/4	5-1/2	3-3/4	34.8
15	HD140B15	9.280	8.418	B	1-5/8	4-1/2	6-1/2	3-3/4	42.5
16	HD140B16	9.850	8.971	B	1-5/8	5-1/4	7	4	48.1
17	HD140B17	10.410	9.524	B	1-5/8	5-1/4	7	4	57.5
18	HD140B18	10.980	10.078	B	1-3/4	5-1/4	7	4	65.6
19	HD140B19	11.540	10.633	B	1-3/4	5-1/4	7	4	72.0
20	HD140B20	12.100	11.186	B	1-3/4	5-1/4	7	4	76.0
21	HD140B21	12.660	11.743	B	1-3/4	5-1/4	7	4	82.0
22	HD140B22	13.220	12.297	B	1-3/4	5-1/4	7	4	94.0
23	HD140B23	13.780	12.852	B	1-3/4	5-1/4	7	4	100.0
24	HD140B24	14.340	13.407	B	1-3/4	5-1/4	7	4	104.0
25	HD140B25	14.900	13.963	B	1-3/4	5-1/4	7	4	120.0
26	HD140B26	15.460	14.518	B	1-3/4	5-1/4	7	4	128.0
35	HD140C35	20.490	19.523	C	1-1/2	5-3/8	7-1/2	6	180.0
45	HD140C45	26.080	25.088	C	1-1/2	5-3/8	7-1/2	6	232.0
60	HD140C60	34.440	33.437	C	1-1/2	6-3/8	9-1/2	6-1/4	372.0

H - Denotes hardened teeth. Also available in unhardened teeth.
Maximum bores shown, accommodate standard keyway with setscrew positioned over keyway.



Type B



Type C

#180

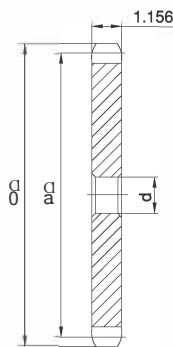

2" Pitch

Single Type A, B & C

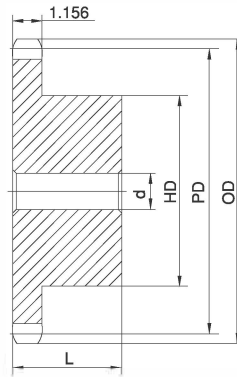
No. of Teeth	OD	PD	Type A			Type B					Type C						
			Part No.	d	App. Wt. (Lbs.)	Part No.	d		HD	L	App. Wt. (Lbs.)	Part No.	d		HD	L	App. Wt. (Lbs.)
							Min.	Max.					Min.	Max.			
8	6.030	5.226	H160A8	1-1/2	5.8	H160B8	1-1/2	1-7/8	3-1/4	2-1/4	8.0						
9	6.700	5.848	H160A9	1-1/2	7.4	H160B9	1-1/2	2-1/8	3-5/8	2-1/4	10.0						
10	7.360	6.472	H160A10	1-1/2	9.2	H160B10	1-1/2	2-3/4	4-1/8	2-1/4	12.0						
11	8.010	7.100	H160A11	1-1/2	11.1	H160B11	1-1/2	3-1/4	4-3/4	2-1/2	17.0	H160C11	1-1/2	3-1/4	4-1/2	4-1/8	21.0
12	8.660	7.728	H160A12	1-1/2	13.3	H160B12	1-1/2	3-3/4	5-1/2	2-1/2	21.0	H160C12	1-1/2	3-3/4	5-1/2	4-1/8	26.0
13	9.310	8.358	H160A13	1-1/2	16.0	H160B13	1-1/2	4	6	2-3/4	28.0						
14	9.960	8.988	H160A14	1-1/2	17.0	H160B14	1-1/2	4-1/2	6-1/2	2-3/4	32.0						
15	10.610	9.620	H160A15	1-1/2	21.0	H160B15	1-1/2	5-1/4	7	2-3/4	37.0						
16	11.260	10.252	H160A16	1-1/2	24.0	H160B16	1-1/2	5-1/4	7	2-3/4	41.0						
17	11.900	10.844	H160A17	1-1/2	27.0	H160B17	1-1/2	5-1/4	7	2-3/4	45.0						
18	12.540	11.518	H160A18	1-1/2	30.0	H160B18	1-1/2	5-1/4	7	2-3/4	48.0						
19	13.190	12.152	H160A19	1-1/2	34.0	H160B19	1-1/2	5-1/4	7	2-3/4	52.0						
20	13.830	12.784	H160A20	1-1/2	38.0	H160B20	1-1/2	5-1/4	7	2-3/4	56.0						
21	14.470	13.420	H160A21	1-1/2	42.0	H160B21	1-1/2	5-1/4	7	2-3/4	59.0						
22	15.110	14.054	H160A22	1-1/2	46.0	H160B22	1-1/2	5-1/4	7	2-3/4	65.0						
23	15.750	14.688	H160A23	1-1/2	50.0	H160B23	1-1/2	5-1/4	7	2-3/4	68.0						
24	16.390	15.322	H160A24	1-1/2	56.0	H160B24	1-1/2	5-1/4	7	3	77.0						
25	17.030	15.958	H160A25	1-1/2	61.0	H160B25	1-1/2	5-1/4	7	3	81.0						
26	17.670	16.592	H160A26	1-1/2	65.0	H160B26	1-1/2	5-1/4	7	3	86.0						
27	18.310	17.228	H160A27	1-1/2	71.0	H160B27	1-1/2	5-1/4	7	3	91.0						
28	18.950	17.862	H160A28	1-1/2	77.0	H160B28	1-1/2	5-1/4	7	3	98.0						
30	20.230	19.134	H160A30	1-1/2	90.0	H160B30	1-1/2	5-1/4	7	3	108.0						
35	23.420	22.312	H160A35	1-1/2	121.0							H160C35	1-1/2	5-1/2	8	4-1/2	154.0
40	26.610	25.492	H160A40	1-1/2	138.0							H160C40	1-1/2	5-1/2	8	4-1/2	196.0
45	29.800	28.672	H160A45	1-1/2	204.0							H160C45	1-1/2	5-1/2	8	5	234.0
54	35.540	34.396	H160A54	1-1/2	294.0							H160C54	1-1/2	5-1/2	8	5	276.0
60	39.360	38.214	H160A60	1-1/2	366.0							H160C60	1-1/2	5-1/2	8	5	329.0
70	45.730	44.578	H160A70	1-1/2	507.0							H160C70	1-1/2	5-1/2	8	5	446.0
80	52.100	50.942	H160A80	1-1/2	656.0							H160C80	1-1/2	5-1/2	8	5	612.0

H - Denotes hardened teeth. Also available in unhardened teeth.

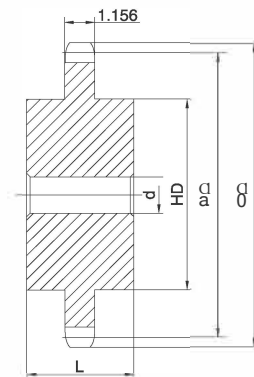
Maximum bores shown, accommodate standard keyway with setscrew positioned over keyway.



Type A



Type B



Type C

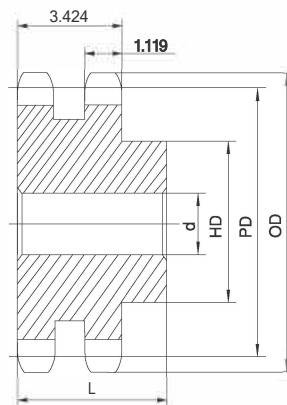
2" Pitch

#180

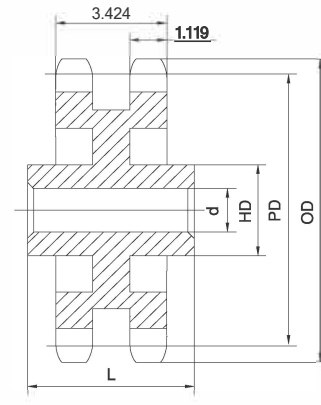
Double Type B & C

No. ofTeeth	Part No.	OD	PD	Type	d		HD	L	App.Wt. (Lbs.)
					Min.	Max.			
13	HD160B13	9.310	8.358	B	2	4	6	4-3/4	48.0
14	HD160B14	9.960	8.988	B	2	4-3/4	6-3/4	4-3/4	58.0
15	HD160B15	10.610	9.620	B	2	5-1/4	7	4-3/4	68.0
16	HD160B16	11.260	10.252	B	2	5-1/4	7	4-3/4	75.0
17	HD160B17	11.900	10.844	B	2	5-1/4	7	4-3/4	91.0
18	HD160B18	12.540	11.518	B	2	5-1/4	7	4-3/4	96.0
19	HD160B19	13.190	12.152	B	2	5-1/4	7	4-3/4	107.0
20	HD160B20	13.830	12.784	B	2	5-1/4	7	4-3/4	119.0
21	HD160B21	14.470	13.420	B	2	5-3/8	7-1/2	4-3/4	130.0
22	HD160B22	15.110	14.054	B	2	5-3/8	7-1/2	4-3/4	141.0
23	HD160B23	15.750	14.688	B	2	5-3/8	7-1/2	4-3/4	157.0
24	HD160B24	16.390	15.322	B	2	5-3/8	7-1/2	4-3/4	171.0
25	HD160B25	17.030	15.958	B	2	5-3/8	7-1/2	4-3/4	187.0
26	HD160B26	17.670	16.592	B	2	5-3/8	7-1/2	4-3/4	201.0
35	HD160C35	23.420	22.312	C	1-1/2	6-3/4	9-1/2	6-5/8	306.0
45	HD160C45	29.800	28.672	C	1-1/2	7	10	7-1/8	431.0
60	HD160C60	39.360	38.214	C	1-1/2	7	10	7-1/8	564.0

H - Denotes hardened teeth. Also available in unhardened teeth.
Maximum bores shown, accommodate standard keyway with setscrew positioned over keyway.



Type B



Type C

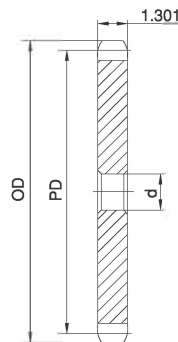
#180

2-1/4" Pitch

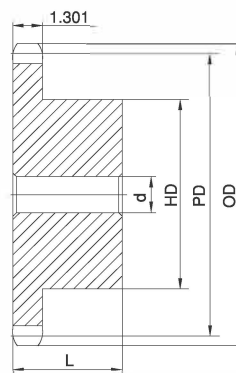
Single Type A, B & C

No. of Teeth	OD	PD	Part No.	Type	d	App. Wt. (Lbs.)	Part No.	Type	d		HD	L	App. Wt. (Lbs.)
									Min.	Max.			
11	9.010	7.986	H180A11	A	1-1/2	16.0	H180B11	B	1-1/2	3-5/8	5-1/2	3	29.0
12	9.750	8.693	H180A12	A	1-1/2	19.0	H180B12	B	1-1/2	4	6	3	32.0
13	10.480	9.402	H180A13	A	1-1/2	22.0	H180B13	B	1-1/2	4-5/8	6-3/4	3-1/8	40.0
14	11.210	10.112	H180A14	A	1-1/2	26.0	H180B14	B	1-1/2	5-1/4	7	3-1/8	44.0
15	11.930	10.822	H180A15	A	1-1/2	30.0	H180B15	B	1-1/2	5-1/4	7	3-1/8	48.0
16	12.660	11.533	H180A16	A	1-1/2	34.0	H180B16	B	1-1/2	5-1/4	7	3-1/8	52.0
17	13.390	12.245	H180A17	A	1-1/2	38.0	H180B17	B	1-1/2	5-1/4	7	3-1/8	58.0
18	14.110	12.957	H180A18	A	1-1/2	43.0	H180B18	B	1-1/2	5-1/4	7	3-1/8	63.0
19	14.830	13.670	H180A19	A	1-1/2	48.0	H180B19	B	1-1/2	5-3/8	7-1/2	3-3/8	74.0
20	15.560	14.383	H180A20	A	1-1/2	53.0	H180B20	B	1-1/2	5-3/8	7-1/2	3-3/8	81.0
21	16.280	15.096	H180A21	A	1-1/2	57.0	H180B21	B	1-1/2	5-3/8	7-1/2	3-3/8	83.0
22	17.000	15.810	H180A22	A	1-1/2	62.0	H180B22	B	1-1/2	5-3/8	7-1/2	3-3/8	92.0
23	17.720	16.524	H180A23	A	1-1/2	69.0	H180B23	B	1-1/2	5-3/8	7-1/2	3-3/8	99.0
24	18.440	17.238	H180A24	A	1-1/2	77.0	H180B24	B	1-1/2	5-3/8	7-1/2	3-3/8	105.0
25	19.160	17.952	H180A25	A	1-1/2	84.0	H180B25	B	1-1/2	5-3/8	7-1/2	3-3/8	113.0
28	21.320	20.096	H180A28	A	1-1/2	104.0	H180B28	B	1-1/2	5-1/2	8	3-1/2	135.0
30	22.760	21.525	H180A30	A	1-1/2	120.0	H180C30	C	1-1/2	5-3/4	8-1/2	4-3/8	180.0
35	26.350	25.101	H180A35	A	1-1/2	172.0	H180C35	C	1-1/2	5-3/4	8-1/2	4-3/8	222.0
40	29.940	28.677	H180A40	A	1-1/2	229.0	H180C40	C	1-1/2	5-3/4	8-1/2	4-3/8	270.0
45	33.530	32.255	H180A45	A	1-1/2	284.0	H180C45	C	1-1/2	6	9	5	315.0
54	39.980	38.696	H180A54	A	1-1/2	420.0	H180C54	C	1-1/2	6	9	5	477.0
60	44.280	42.991	H180A60	A	1-1/2	505.0	H180C60	C	1-1/2	6-1/2	9-1/2	5-3/8	489.0

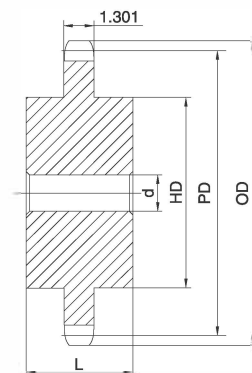
H - Denotes hardened teeth. Also available in unhardened teeth.
Maximum bores shown, accommodate standard keyway with setscrew positioned over keyway.



Type A



Type B



Type C

2-1/2" Pitch

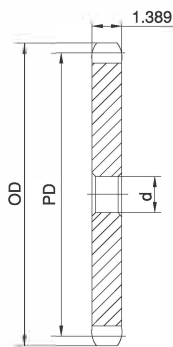
#200

Single Type A, B & C

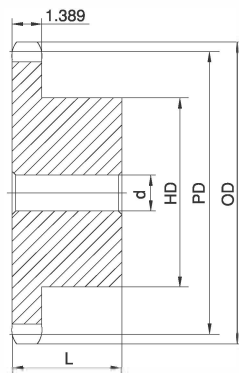
No. of Teeth	OD	PD	Part No.	Type	d	App. Wt. (Lbs.)	Part No.	Type	d		HD	L	App. Wt. (Lbs.)
									Min.	Max.			
10	9.200	8.090	H200A10	A	1-1/2	18.0	H200B10	B	1-1/2	3-3/4	5-1/2	3	26.0
11	10.020	8.875	H200A11	A	1-1/2	21.0	H200B11	B	1-1/2	4	6	3	33.0
12	10.830	9.660	H200A12	A	1-1/2	25.0	H200B12	B	1-1/2	4-1/2	6-1/2	3	37.0
13	11.640	10.447	H200A13	A	1-1/2	30.0	H200B13	B	1-1/2	5-1/4	7	3	46.0
14	12.460	11.235	H200A14	A	1-1/2	34.0	H200B14	B	1-1/2	5-3/8	7-1/2	3-1/2	59.0
15	13.260	12.025	H200A15	A	1-1/2	40.0	H200B15	B	1-1/2	5-3/8	7-1/2	3-1/2	64.0
16	14.070	12.815	H200A16	A	1-1/2	46.0	H200B16	B	1-1/2	5-3/8	7-1/2	3-1/2	72.0
17	14.870	13.605	H200A17	A	1-1/2	51.0	H200B17	B	1-1/2	5-3/8	7-1/2	3-1/2	76.0
18	15.680	14.397	H200A18	A	1-1/2	57.0	H200B18	B	1-1/2	5-3/8	7-1/2	3-1/2	84.0
19	16.480	15.190	H200A19	A	1-1/2	63.0	H200B19	B	1-1/2	5-3/8	7-1/2	3-1/2	91.0
20	17.290	15.980	H200A20	A	1-1/2	70.0	H200B20	B	1-1/2	5-3/8	7-1/2	3-1/2	98.0
21	18.090	16.775	H200A21	A	1-1/2	78.0	H200B21	B	1-1/2	5-3/8	7-1/2	3-1/2	106.0
22	18.890	17.567	H200A22	A	1-1/2	85.0	H200B22	B	1-1/2	5-3/4	8-1/2	4	131.0
23	19.690	18.360	H200A23	A	1-1/2	93.0	H200B23	B	1-1/2	5-3/4	8-1/2	4	136.0
24	20.490	19.153	H200A24	A	1-1/2	102.0	H200B24	B	1-1/2	5-3/4	8-1/2	4	142.0
25	21.290	19.947	H200A25	A	1-1/2	111.0	H200B25	B	1-1/2	5-3/4	8-1/2	4	153.0
26	22.090	20.740	H200A26	A	1-1/2	124.0	H200C26	C	1-1/2	5-3/4	8-1/2	4-1/2	178.0
28	23.690	22.327	H200A28	A	1-1/2	144.0	H200C28	C	1-1/2	5-3/4	8-1/2	4-1/2	195.0
30	25.290	23.917	H200A30	A	1-1/2	167.0	H200C30	C	1-1/2	5-3/4	8-1/2	4-1/2	212.0
32	26.880	25.505	H200A32	A	1-1/2	195.0	H200C32	C	1-1/2	5-3/4	8-1/2	4-1/2	220.0
35	29.280	27.890	H200A35	A	1-1/2	227.0	H200C35	C	1-1/2	5-3/4	8-1/2	4-1/2	254.0
40	33.270	31.865	H200A40	A	1-1/2	301.0	H200C40	C	1-1/2	6	9	5	320.0
45	37.250	35.840	H200A45	A	1-1/2	390.0	H200C45	C	1-1/2	6	9	5	364.0
54	44.420	42.995	H200A54	A	1-1/2	555.0	H200C54	C	1-1/2	6-1/2	9-1/2	5-1/2	512.0
60	49.200	47.768	H200A60	A	1-1/2	692.0	H200C60	C	1-1/2	6-1/2	9-1/2	5-1/2	654.0

H - Denotes hardened teeth. Also available in unhardened teeth.

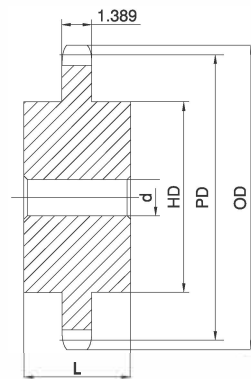
Maximum bores shown, accommodate standard keyway with setscrew positioned over keyway.



Type A



Type B



Type C

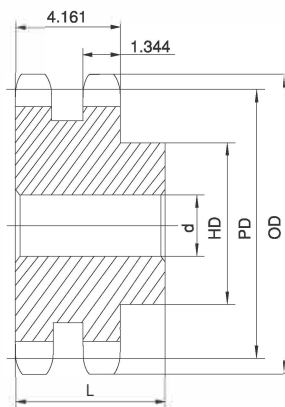

#200

2-1/2" Pitch

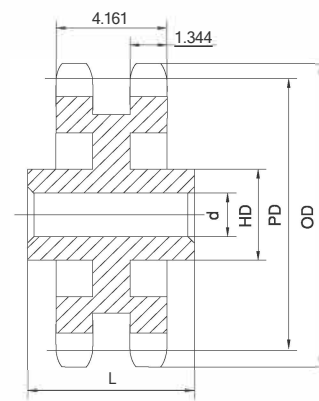
Double Type B & C

No. ofTeeth	Part No.	OD	PD	Type	d		HD	L	App.Wt. (Lbs.)
					Min.	Max			
11	HD200B11	10.020	8.875	B	2	3-3/4	5-1/2	5-7/8	57.0
12	HD200B12	10.830	9.660	B	2	4-1/2	6-1/2	6-1/4	80.0
13	HD200B13	11.640	10.447	B	2	5-1/4	7	6-3/8	96.0
14	HD200B14	12.460	11.235	B	2	5-1/2	8	6-3/8	119.0
15	HD200B15	13.260	12.025	B	2	5-3/4	8-1/2	6-3/8	138.0
16	HD200B16	14.070	12.815	B	2	5-3/4	8-1/2	6-5/8	161.0
17	HD200B17	14.870	13.605	B	2	5-3/4	8-1/2	6-5/8	178.0
18	HD200B18	15.680	14.397	B	2	5-3/4	8-1/2	6-5/8	196.0
19	HD200B19	16.480	15.190	B	2	5-3/4	8-1/2	6-5/8	217.0
20	HD200B20	17.290	15.980	B	2	5-3/4	8-1/2	6-5/8	236.0
21	HD200B21	18.090	16.775	B	2	5-3/4	8-1/2	6-5/8	250.0
22	HD200B22	18.890	17.567	B	2	5-3/4	8-1/2	6-5/8	284.0
23	HD200B23	19.690	18.360	B	2	5-3/4	8-1/2	6-5/8	308.0
24	HD200B24	20.490	19.153	B	2	5-3/4	8-1/2	6-5/8	330.0
25	HD200B25	21.290	19.947	B	2	5-3/4	8-1/2	6-5/8	358.0
26	HD200B26	22.090	20.740	B	2	5-3/4	8-1/2	6-5/8	386.0
45	HD200C45	37.250	35.840	C	1-1/2	7	10	8-1/2	665.0
60	HD200C60	49.200	47.768	C	1-1/2	7	10	9	972.0

Maximum bores shown, accommodate standard keyway with setscrew positioned over keyway.



Type B



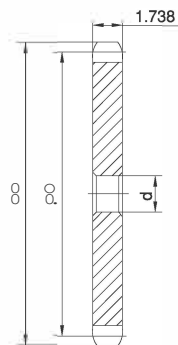

Type C

3" Pitch

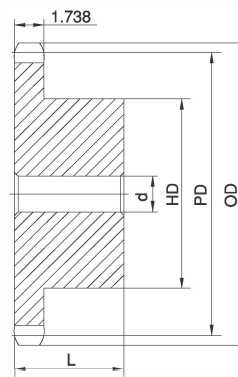
Single Type A, B & C

No. of Teeth	OD	PD	Part No.	Type	d	App.Wt. (Lbs.)	Part No.	Type	d		HD	L	App.Wt. (Lbs.)
									Min.	Max.			
10	11.030	9.708	H240A10	A	1-1/2	32.0	H240B10	B	1-1/2	4-1/2	6-1/2	3-3/8	49.0
11	12.020	10.649	H240A11	A	1-1/2	39.0	H240B11	B	1-1/2	4-3/4	7	3-7/8	66.0
12	13.000	11.591	H240A12	A	1-1/2	46.0	H240B12	B	1-1/2	5-3/8	7-1/2	3-7/8	72.0
13	13.970	12.536	H240A13	A	1-1/2	54.0	H240B13	B	1-1/2	5-3/8	7-1/2	3-7/8	81.0
14	14.940	13.482	H240A14	A	1-1/2	62.0	H240B14	B	1-1/2	5-3/8	7-1/2	3-7/8	88.0
15	15.910	14.429	H240A15	A	1-1/2	72.0	H240B15	B	1-1/2	5-3/8	7-1/2	3-7/8	98.0
16	16.880	15.377	H240A16	A	1-1/2	82.0	H240B16	B	1-1/2	5-1/2	8	4-1/8	120.0
17	17.850	16.327	H240A17	A	1-1/2	93.0	H240B17	B	1-1/2	5-1/2	8	4-1/8	137.0
18	18.810	17.276	H240A18	A	1-1/2	103.0	H240B18	B	1-1/2	5-1/2	8	4-1/8	142.0
19	19.780	18.227	H240A19	A	1-1/2	115.0	H240B19	B	1-1/2	5-1/2	8	4-1/8	154.0
20	20.740	19.177	H240A20	A	1-1/2	128.0	H240B20	B	1-1/2	5-1/2	8	4-1/8	169.0
21	21.710	20.129	H240A21	A	1-1/2	140.0	H240B21	B	1-1/2	5-1/2	8	4-1/8	186.0
25	25.550	23.936	H240A25	A	1-1/2	200.0	H240B25	B	1-1/2	5-1/2	8	4-1/8	254.0
30	30.340	28.700	H240A30	A	1-1/2	310.0	H240C30	C	1-1/2	6	9	6-1/4	398.0
35	35.130	33.467	H240A35	A	1-1/2	416.0	H240C35	C	1-1/2	6	9	6-1/4	527.0
40	39.920	38.237	H240A40	A	1-1/2	548.0	H240C40	C	1-1/2	7	10	6-3/4	672.0
45	44.700	43.007	H240A45	A	1-1/2	702.0	H240C45	C	1-1/2	7	10	6-3/4	850.0
54	53.310	51.595	H240A54	A	1-1/2	1022.0	H240C54	C	1-1/2	7	10	6-3/4	1148.0
60	59.040	57.322	H240A60	A	1-1/2	1268.0	H240C60	C	1-1/2	7	10	6-3/4	1419.0

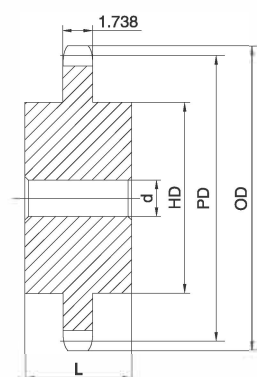
Maximum bores shown, accommodate standard keyway with setscrew positioned over keyway.



Type A



Type B



Type C

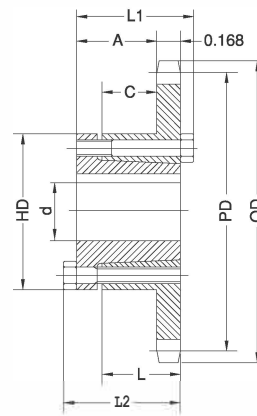
#35

3/8" Pitch

Single Q-Bushed

No. of Teeth	Part No.	Bushing	OD	PD	Max. Bore d	L1	L2	HD	A	C	L	App. Wt. (Lbs.)	
												With Hub	Sprocket
19	H35JA19	JA	2.470	2.278	1-1/4	1-1/8	1-1/8	2-1/16	53/64	29/64	5/8	1.18	0.28
20	H35JA20	JA	2.590	2.397	1-1/4	1-1/8	1-1/8	2-1/16	53/64	29/64	5/8	1.22	0.32
21	H35JA21	JA	2.710	2.516	1-1/4	1-1/8	1-1/8	2-1/16	53/64	29/64	5/8	1.24	0.34
22	H35JA22	JA	2.830	2.635	1-1/4	1-1/8	1-1/8	2-1/16	53/64	29/64	5/8	1.26	0.36
23	H35JA23	JA	2.950	2.754	1-1/4	1-1/8	1-1/8	2-1/16	53/64	29/64	5/8	1.28	0.38
24	H35JA24	JA	3.070	3.873	1-1/4	1-1/8	1-1/8	2-1/16	53/64	29/64	5/8	1.30	0.40
25	H35JA25	JA	3.190	2.992	1-1/4	1-1/8	1-1/8	2-1/16	53/64	29/64	5/8	1.34	0.44
26	H35JA26	JA	3.310	3.111	1-1/4	1-1/8	1-1/8	2-1/16	53/64	29/64	5/8	1.36	0.46
27	H35JA27	JA	3.430	3.230	1-1/4	1-1/8	1-1/8	2-1/16	53/64	29/64	5/8	1.38	0.48
28	H35JA28	JA	3.550	3.349	1-1/4	1-1/8	1-1/8	2-1/16	53/64	29/64	5/8	1.42	0.52
30	H35JA30	JA	3.790	3.588	1-1/4	1-1/8	1-1/8	2-1/16	53/64	29/64	5/8	1.46	0.56
32	H35JA32	JA	4.030	3.826	1-1/4	1-1/8	1-1/8	2-1/16	53/64	29/64	5/8	1.68	0.78
35	H35JA35	JA	4.390	4.183	1-1/4	1-1/8	1-1/8	2-1/16	53/64	29/64	5/8	1.94	1.04
36	H35SH36	SH	4.510	4.303	1-5/8	1-7/16	1-7/16	2-11/16	1-5/64	41/64	13/16	2.06	1.06
40	H35SH40	SH	4.990	4.780	1-5/8	1-7/16	1-7/16	2-11/16	1-5/64	41/64	13/16	2.18	1.18
42	H35SH42	SH	5.230	5.018	1-5/8	1-7/16	1-7/16	2-11/16	1-5/64	41/64	13/16	2.26	1.26
45	H35SH45	SH	5.590	5.376	1-5/8	1-7/16	1-7/16	2-11/16	1-5/64	41/64	13/16	2.40	1.40
48	H35SH48	SH	5.950	5.734	1-5/8	1-7/16	1-7/16	2-11/16	1-5/64	41/64	13/16	2.58	1.58
54	H35SH54	SH	6.660	6.449	1-5/8	1-7/16	1-7/16	2-11/16	1-5/64	41/64	13/16	2.88	1.88
60	H35SH60	SH	7.380	7.165	1-5/8	1-7/16	1-7/16	2-11/16	1-5/64	41/64	13/16	3.28	2.28
70	H35SH70	SH	8.580	8.358	1-5/8	1-7/16	1-7/16	2-11/16	1-5/64	41/64	13/16	3.94	2.94
72	H35SH72	SH	8.810	8.597	1-5/8	1-7/16	1-7/16	2-11/16	1-5/64	41/64	13/16	4.14	3.14
80	H35SH80	SH	9.770	9.552	1-5/8	1-7/16	1-7/16	2-11/16	1-5/64	41/64	13/16	4.68	3.68
84	H35SH84	SH	10.250	10.029	1-5/8	1-7/16	1-7/16	2-11/16	1-5/64	41/64	13/16	4.86	3.96
96	H35SH96	SH	11.680	11.461	1-5/8	1-7/16	1-7/16	2-11/16	1-5/64	41/64	13/16	6.38	5.38
112	H35SH112	SH	13.590	13.371	1-5/8	1-7/16	1-7/16	2-11/16	1-5/64	41/64	13/16	7.60	6.60

H - Denotes hardened teeth. Also available in unhardened teeth.



Type B

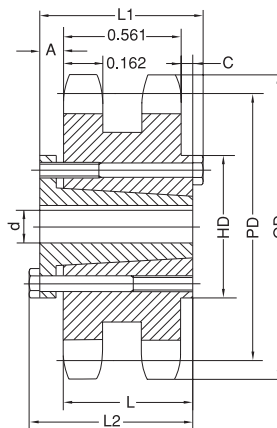
3/8" Pitch

Double Q-Bushed

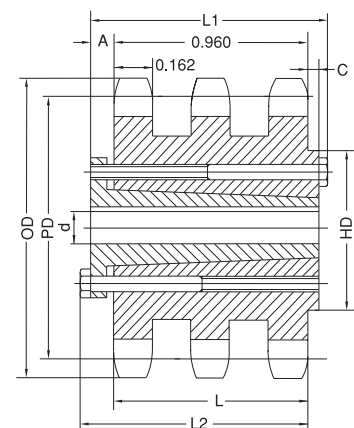
No. of Teeth	Part No.	Type	Bushing	OD	PD	Max. Bore d	L1	L2	HD	A	C	L	App. Wt. (Lbs.)	
													With Hub	Sprocket
68	D35SDS68	C	SDS	8.340	8.120	2	1-1/2	1-1/2	3-3/16	9/16	3/16	3/4	8.40	7.40
72	D35SDS72	C	SDS	8.810	8.597	2	1-1/2	1-1/2	3-3/16	9/16	3/16	3/4	9.28	8.28
76	D35SDS76	C	SDS	9.290	9.074	2	1-1/2	1-1/2	3-3/16	9/16	3/16	3/4	10.32	9.32
84	D35SK84	C	SK	10.250	10.029	2-5/8	2-1/8	2-1/8	3-7/8	5/8	11/16	1-1/4	13.94	11.94
95	D35SK95	C	SK	11.560	11.342	2-5/8	2-1/8	2-1/8	3-7/8	5/8	11/16	1-1/4	17.22	15.22
96	D35SK96	C	SK	11.680	11.461	2-5/8	2-1/8	2-1/8	3-7/8	5/8	11/16	1-1/4	17.74	15.74
102	D35SK102	C	SK	12.400	12.177	2-5/8	2-1/8	2-1/8	3-7/8	5/8	11/16	1-1/4	19.76	17.76

Triple Q-Bushed

No. of Teeth	Part No.	Type	Bushing	OD	PD	Max. Bore d	L1	L2	HD	A	C	L	App. Wt. (Lbs.)	
													With Hub	Sprocket
68	HT35SK68	C	SK	8.340	8.120	2-5/8	2-1/8	2-1/8	3-7/8	5/8	19/64	1-1/4	13.90	11.90
72	HT35SK72	C	SK	8.810	8.597	2-5/8	2-1/8	2-1/8	3-7/8	5/8	19/64	1-1/4	15.56	13.56
76	HT35SK76	C	SK	9.290	9.074	2-5/8	2-1/8	2-1/8	3-7/8	5/8	19/64	1-1/4	17.42	15.42
84	HT35SK84	C	SK	10.250	10.029	2-5/8	2-1/8	2-1/8	3-7/8	5/8	19/64	1-1/4	20.92	18.92
95	HT35SK95	C	SK	11.560	11.342	2-5/8	2-1/8	2-1/8	3-7/8	5/8	19/64	1-1/4	26.76	24.76
96	HT35SK96	C	SK	11.680	11.461	2-5/8	2-1/8	2-1/8	3-7/8	5/8	19/64	1-1/4	27.58	25.58
102	HT35SK102	C	SK	12.400	12.177	2-5/8	2-1/8	2-1/8	3-7/8	5/8	19/64	1-1/4	31.18	29.18



Type C



Type C1

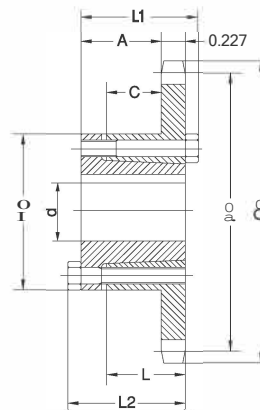
#41

1/2" Pitch

Single Q-Bushed

No. of Teeth	Part No.	Bushing	OD	FD	Max. Bore d	L1	L2	HD	A	C	L	App. Wt. (Lbs.)	
												With Hub	Sprocket
15	H41JA15	JA	2.650	2.405	1-1/4	1-1/8	1-1/8	2-1/16	49/64	25/64	5/8	1.22	0.32
16	H41JA16	JA	2.810	2.563	1-1/4	1-1/8	1-1/8	2-1/16	49/64	25/64	5/8	1.30	0.40
17	H41JA17	JA	2.980	2.721	1-1/4	1-1/8	1-1/8	2-1/16	49/64	25/64	5/8	1.40	0.50
18	H41JA18	JA	3.140	2.879	1-1/4	1-1/8	1-1/8	2-1/16	49/64	25/64	5/8	1.50	0.60
19	H41JA19	JA	3.300	3.038	1-1/4	1-1/8	1-1/8	2-1/16	49/64	25/64	5/8	1.58	0.68
20	H41SH20	SH	3.460	3.196	1-5/8	1-7/16	1-7/16	2-11/16	1-1/32	37/64	13/16	1.78	0.78
21	H41SH21	SH	3.620	3.355	1-5/8	1-7/16	1-7/16	2-11/16	1-1/32	37/64	13/16	1.82	0.82
22	H41SH22	SH	3.780	3.513	1-5/8	1-7/16	1-7/16	2-11/16	1-1/32	37/64	13/16	2.06	1.06
23	H41SH23	SH	3.940	3.672	1-5/8	1-7/16	1-7/16	2-11/16	1-1/32	37/64	13/16	2.14	1.14
24	H41SH24	SH	4.100	3.831	1-5/8	1-7/16	1-7/16	2-11/16	1-1/32	37/64	13/16	2.16	1.16
25	H41SH25	SH	4.260	3.989	1-5/8	1-7/16	1-7/16	2-11/16	1-1/32	37/64	13/16	2.22	1.22
26	H41SH26	SH	4.420	4.148	1-5/8	1-7/16	1-7/16	2-11/16	1-1/32	37/64	13/16	2.26	1.26
27	H41SH27	SH	4.580	4.307	1-5/8	1-7/16	1-7/16	2-11/16	1-1/32	37/64	13/16	2.40	1.40
28	H41SH28	SH	4.740	4.466	1-5/8	1-7/16	1-7/16	2-11/16	1-1/32	37/64	13/16	2.54	1.54
30	H41SH30	SH	5.060	4.783	1-5/8	1-7/16	1-7/16	2-11/16	1-1/32	37/64	13/16	2.58	1.58
32	H41SH32	SH	5.380	5.101	1-5/8	1-7/16	1-7/16	2-11/16	1-1/32	37/64	13/16	2.68	1.68
35	H41SH35	SH	5.860	5.578	1-5/8	1-7/16	1-7/16	2-11/16	1-1/32	37/64	13/16	3.46	2.47
36	H41SDS36	SDS	6.020	5.737	2	1-1/2	1-1/2	3-3/16	1-3/32	17/32	3/4	2.92	1.92
40	H41SDS40	SDS	6.650	6.373	2	1-1/2	1-1/2	3-3/16	1-3/32	17/32	3/4	3.32	2.32
42	H41SDS42	SDS	6.970	6.691	2	1-1/2	1-1/2	3-3/16	1-3/32	17/32	3/4	3.44	2.44
45	H41SDS45	SDS	7.450	7.168	2	1-1/2	1-1/2	3-3/16	1-3/32	17/32	3/4	3.76	2.76
48	H41SDS48	SDS	7.930	7.645	2	1-1/2	1-1/2	3-3/16	1-3/32	17/32	3/4	4.36	3.36
54	H41SDS54	SDS	8.890	8.599	2	1-1/2	1-1/2	3-3/16	1-3/32	17/32	3/4	4.98	3.98
60	H41SDS60	SDS	9.840	9.554	2	1-1/2	1-1/2	3-3/16	1-3/32	17/32	3/4	6.54	5.54
70	H41SK70	SK	11.430	11.145	2-5/8	2-1/8	2-1/8	3-7/8	1-41/64	1-1/32	1-1/4	9.42	7.42
72	H41SK72	SK	11.750	11.463	2-5/8	2-1/8	2-1/8	3-7/8	1-41/64	1-1/32	1-1/4	10.02	8.02
80	H41SK80	SK	13.030	12.736	2-5/8	2-1/8	2-1/8	3-7/8	1-41/64	1-1/32	1-1/4	11.64	9.64
84	H41SK84	SK	13.660	13.372	2-5/8	2-1/8	2-1/8	3-7/8	1-41/64	1-1/32	1-1/4	12.40	10.40
96	H41SK96	SK	15.570	15.281	2-5/8	2-1/8	2-1/8	3-7/8	1-41/64	1-1/32	1-1/4	14.82	12.82
112	H41SK112	SK	18.120	17.828	2-5/8	2-1/8	2-1/8	3-7/8	1-41/64	1-1/32	1-1/4	19.28	17.28

H - Denotes hardened teeth. Also available in unhardened teeth.



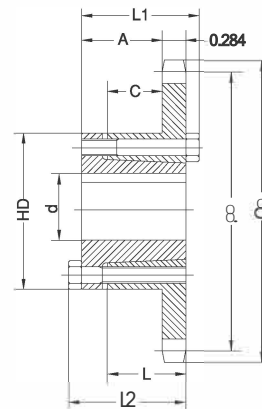
Type B

1/2" Pitch

Single Q-Bushed

No. of Teeth	Part No.	Bushing	OD	PD	Max. Bore d	L1	L2	HD	A	C	L	App. Wt. (Lbs.)	
												Wjih Hub	Sprocket
15	H40JA15	JA	2.650	2.405	1-1/4	1-1/8	1-1/8	2-1/16	23/32	11/32	5/8	1.24	0.34
16	H40JA16	JA	2.810	2.563	1-1/4	1-1/8	1-1/8	2-1/16	23/32	11/32	5/8	1.30	0.40
17	H40JA17	JA	2.980	2.721	1-1/4	1-1/8	1-1/8	2-1/16	23/32	11/32	5/8	1.38	0.48
18	H40JA18	JA	3.140	2.879	1-1/4	1-1/8	1-1/8	2-1/16	23/32	11/32	5/8	1.44	0.54
19	H40JA19	JA	3.300	3.038	1-1/4	1-1/8	1-1/8	2-1/16	23/32	11/32	5/8	1.50	0.60
20	H40SH20	SH	3.460	3.196	1-5/8	1-7/16	1-7/16	2-11/16	31/32	17/32	13/16	1.76	0.76
21	H40SH21	SH	3.620	3.355	1-5/8	1-7/16	1-7/16	2-11/16	31/32	17/32	13/16	1.84	0.84
22	H40SH22	SH	3.780	3.513	1-5/8	1-7/16	1-7/16	2-11/16	31/32	17/32	13/16	1.92	0.92
23	H40SH23	SH	3.940	3.672	1-5/8	1-7/16	1-7/16	2-11/16	31/32	17/32	13/16	2.14	1.14
24	H40SH24	SH	4.100	3.831	1-5/8	1-7/16	1-7/16	2-11/16	31/32	17/32	13/16	2.22	1.22
25	H40SH25	SH	4.260	3.989	1-5/8	1-7/16	1-7/16	2-11/16	31/32	17/32	13/16	2.30	1.30
26	H40SH26	SH	4.420	4.148	1-5/8	1-7/16	1-7/16	2-11/16	31/32	17/32	13/16	2.44	1.44
27	H40SH27	SH	4.580	4.307	1-5/8	1-7/16	1-7/16	2-11/16	31/32	17/32	13/16	2.46	1.46
28	H40SH28	SH	4.740	4.466	1-5/8	1-7/16	1-7/16	2-11/16	31/32	17/32	13/16	2.54	1.54
30	H40SH30	SH	5.060	4.783	1-5/8	1-7/16	1-7/16	2-11/16	31/32	17/32	13/16	2.72	1.72
32	H40SH32	SH	5.380	5.101	1-5/8	1-7/16	1-7/16	2-11/16	31/32	17/32	13/16	2.90	1.90
35	H40SH35	SH	5.860	5.578	1-5/8	1-7/16	1-7/16	2-11/16	31/32	17/32	13/16	3.22	2.22
36	H40SDS36	SDS	6.020	5.737	2	1-1/2	1-1/2	3-3/16	1-1/32	15/32	3/4	3.20	2.20
40	H40SDS40	SDS	6.650	6.373	2	1-1/2	1-1/2	3-3/16	1-1/32	15/32	3/4	3.72	2.72
42	H40SDS42	SDS	6.970	6.691	2	1-1/2	1-1/2	3-3/16	1-1/32	15/32	3/4	3.92	2.92
45	H40SDS45	SDS	7.450	7.168	2	1-1/2	1-1/2	3-3/16	1-1/32	15/32	3/4	4.32	3.32
48	H40SDS48	SDS	7.930	7.645	2	1-1/2	1-1/2	3-3/16	1-1/32	15/32	3/4	4.70	3.70
54	H40SDS54	SDS	8.890	8.599	2	1-1/2	1-1/2	3-3/16	1-1/32	15/32	3/4	5.78	4.78
60	H40SDS60	SDS	9.840	9.554	2	1-1/2	1-1/2	3-3/16	1-1/32	15/32	3/4	6.86	5.86
70	H40SK70	SK	11.430	11.145	2-5/8	2-1/8	2-1/8	3-7/8	1-19/32	31/32	1-1/4	10.68	8.68
72	H40SK72	SK	11.750	11.463	2-5/8	2-1/8	2-1/8	3-7/8	1-19/32	31/32	1-1/4	10.84	8.84
80	H40SK80	SK	13.030	12.736	2-5/8	2-1/8	2-1/8	3-7/8	1-19/32	31/32	1-1/4	13.20	11.20
84	H40SK84	SK	13.660	13.372	2-5/8	2-1/8	2-1/8	3-7/8	1-19/32	31/32	1-1/4	13.56	11.56
96	H40SK96	SK	15.570	15.281	2-5/8	2-1/8	2-1/8	3-7/8	1-19/32	31/32	1-1/4	17.76	15.76
112	H40SK112	SK	18.120	17.828	2-5/8	2-1/8	2-1/8	3-7/8	1-19/32	31/32	1-1/4	22.28	20.28

H - Denotes hardened teeth. Also available in unhardened teeth.



Type B

#40

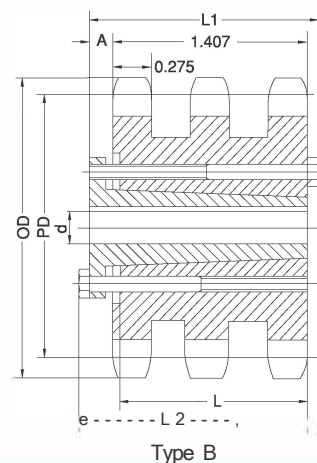
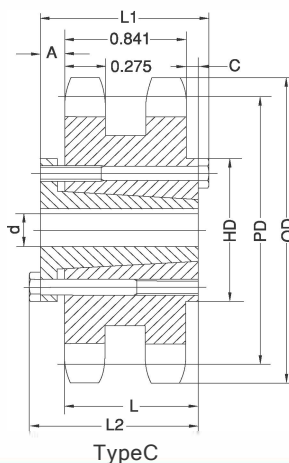
1/2" Pitch

Double Q-Bushed

No. of Teeth	Part No.	Type	Bushing	OD	PD	Max. Bore d	L1	L2	HD	A	C	L	App. Wt. (Lbs.)	
													With Hub	Sprocket
36	D40SK36	C	SK	6.020	5.737	2-5/8	2-1/8	2-1/8	3-7/8	5/8	13/32	1-1/4	6.68	4.68
40	D40SK40	C	SK	6.650	6.373	2-5/8	2-1/8	2-1/8	3-7/8	5/8	13/32	1-1/4	8.02	6.02
42	D40SK42	C	SK	6.970	6.691	2-5/8	2-1/8	2-1/8	3-7/8	5/8	13/32	1-1/4	8.82	6.82
45	D40SK45	C	SK	7.450	7.168	2-5/8	2-1/8	2-1/8	3-7/8	5/8	13/32	1-1/4	9.98	7.98
48	D40SK48	C	SK	7.930	7.645	2-5/8	2-1/8	2-1/8	3-7/8	5/8	13/32	1-1/4	11.22	9.22
52	D40SK52	C	SK	8.570	8.281	2-5/8	2-1/8	2-1/8	3-7/8	5/8	13/32	1-1/4	13.04	11.04
54	D40SK54	C	SK	8.890	8.599	2-5/8	2-1/8	2-1/8	3-7/8	5/8	13/32	1-1/4	14.06	12.06
60	D40SK60	C	SK	9.840	9.554	2-5/8	2-1/8	2-1/8	3-7/8	5/8	13/32	1-1/4	16.98	14.98
68	D40SF68	C	SF	11.120	10.826	2-15/16	2-1/4	2-1/4	4-5/8	3/4	13/32	1-1/4	22.72	19.72
72	D40SF72	C	SF	11.750	11.463	2-15/16	2-1/4	2-1/4	4-5/8	3/4	13/32	1-1/4	24.20	22.20
76	D40SF76	C	SF	12.390	12.099	2-15/16	2-1/4	2-1/4	4-5/8	3/4	13/32	1-1/4	28.20	25.20
84	D40SF84	C	SF	13.660	13.372	2-15/16	2-1/4	2-1/4	4-5/8	3/4	13/32	1-1/4	33.64	30.64
95	D40SF95	C	SF	15.410	15.122	2-15/16	2-1/4	2-1/4	4-5/8	3/4	13/32	1-1/4	40.22	37.22
102	D40SF102	C	SF	16.530	16.236	2-15/16	2-1/4	2-1/4	4-5/8	3/4	13/32	1-1/4	42.70	39.70
112	D40SF112	C	SF	18.120	17.828	2-15/16	2-1/4	2-1/4	4-5/8	3/4	13/32	1-1/4	52.60	49.60

Triple Q-Bushed

No. of Teeth	Part No.	Type	Bushing	OD	PD	Max. Bore d	L1	L2	A	L	App. Wt. (Lbs.)	
											With Hub	Sprocket
36	HT40SK36	B	SK	6.020	5.737	2-5/8	2-1/8	2-1/8	15/32	1-1/4	8.16	6.16
42	HT40SK42	B	SK	6.970	6.691	2-5/8	2-1/8	2-1/8	15/32	1-1/4	11.92	9.52
48	HT40SK48	B	SK	7.930	7.645	2-5/8	2-1/8	2-1/8	15/32	1-1/4	15.13	13.16
52	HT40SK52	B	SK	8.570	8.281	2-5/8	2-1/8	2-1/8	15/32	1-1/4	18.08	16.08
60	HT40SK60	B	SK	9.840	9.554	2-5/8	2-1/8	2-1/8	15/32	1-1/4	24.60	22.60
68	HT40SF68	B	SF	11.120	10.826	2-15/16	2-1/4	2-1/4	19/32	1-1/4	31.98	29.98
72	HT40SF72	B	SF	11.750	11.463	2-15/16	2-1/4	2-1/4	19/32	1-1/4	37.40	34.40
76	HT40SF76	B	SF	12.390	12.099	2-15/16	2-1/4	2-1/4	19/32	1-1/4	51.92	48.92
84	HT40SF84	B	SF	13.660	13.372	2-15/16	2-1/4	2-1/4	19/32	1-1/4	56.70	53.78
95	HT40SF95	B	SF	15.410	15.122	2-15/16	2-1/4	2-1/4	19/32	1-1/4	58.94	55.94
102	HT40SF102	B	SF	16.530	16.236	2-15/16	2-1/4	2-1/4	19/32	1-1/4	62.24	59.24

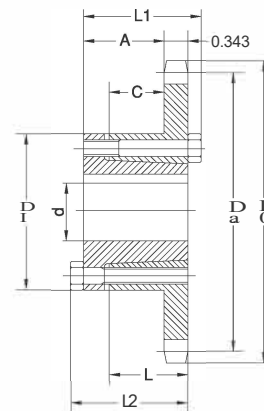


5/8" Pitch

Single Q-Bushed

No. of Teeth	Part No.	Bushing	OD	PD	Max. Bore d	L1	L2	HD	A	C	L	App. Wt. (Lbs.)	
												With Hub	Sprocket
12	H50JA12	JA	2.710	2.415	1-1/4	1-1/8	1-1/8	2-1/16	21/32	9/32	5/8	1.24	0.34
13	H50JA13	JA	2.910	2.612	1-1/4	1-1/8	1-1/8	2-1/16	21/32	9/32	5/8	1.30	0.40
14	H50JA14	JA	3.110	2.803	1-1/4	1-1/8	1-1/8	2-1/16	21/32	9/32	5/8	1.45	0.52
15	H50JA15	JA	3.320	3.006	1-1/4	1-1/8	1-1/8	2-1/16	21/32	9/32	5/8	1.50	0.60
16	H50JA16	JA	3.520	3.204	1-1/4	1-1/8	1-1/8	2-1/16	21/32	9/32	5/8	1.58	0.68
17	H50SH17	SH	3.720	3.401	1-5/8	1-7/16	1-7/16	2-11/16	29/32	15/32	13/16	1.84	0.84
18	H50SH18	SH	3.920	3.599	1-5/8	1-7/16	1-7/16	2-11/16	29/32	15/32	13/16	2.04	1.04
19	H50SH19	SH	4.120	3.797	1-5/8	1-7/16	1-7/16	2-11/16	29/32	15/32	13/16	2.24	1.24
20	H50SDS20	SDS	4.320	3.995	2	1-1/2	1-1/2	3-3/16	31/32	13/32	3/4	2.20	1.20
21	H50SDS21	SDS	4.520	4.194	2	1-1/2	1-1/2	3-3/16	31/32	13/32	3/4	2.32	1.32
22	H50SDS22	SDS	4.720	4.392	2	1-1/2	1-1/2	3-3/16	31/32	13/32	3/4	2.48	1.42
23	H50SDS23	SDS	4.920	4.590	2	1-1/2	1-1/2	3-3/16	31/32	13/32	3/4	2.58	1.58
24	H50SDS24	SDS	5.120	4.788	2	1-1/2	1-1/2	3-3/16	31/32	13/32	3/4	2.70	1.70
25	H50SDS25	SDS	5.320	4.987	2	1-1/2	1-1/2	3-3/16	31/32	13/32	3/4	2.86	1.86
26	H50SDS26	SDS	5.520	5.185	2	1-1/2	1-1/2	3-3/16	31/32	13/32	3/4	3.00	2.00
27	H50SDS27	SDS	5.720	5.384	2	1-1/2	1-1/2	3-3/16	31/32	13/32	3/4	3.12	2.12
28	H50SDS28	SDS	5.920	5.582	2	1-1/2	1-1/2	3-3/16	31/32	13/32	3/4	3.32	2.32
30	H50SDS30	SDS	6.320	5.979	2	1-1/2	1-1/2	3-3/16	31/32	13/32	3/4	3.64	2.64
32	H50SDS32	SDS	6.720	6.376	2	1-1/2	1-1/2	3-3/16	31/32	13/32	3/4	3.98	2.98
35	H50SDS35	SDS	7.320	6.972	2	1-1/2	1-1/2	3-3/16	31/32	13/32	3/4	4.62	3.62
36	H50SDS36	SDS	7.520	7.171	2	1-1/2	1-1/2	3-3/16	31/32	13/32	3/4	4.64	3.64
40	H50SDS40	SDS	8.320	7.966	2	1-1/2	1-1/2	3-3/16	31/32	13/32	3/4	5.74	4.74
42	H50SDS42	SDS	8.720	8.363	2	1-1/2	1-1/2	3-3/16	31/32	13/32	3/4	6.40	5.40
45	H50SDS45	SDS	9.310	8.960	2	1-1/2	1-1/2	3-3/16	31/32	13/32	3/4	6.90	5.90
48	H50SDS48	SDS	9.910	9.556	2	1-1/2	1-1/2	3-3/16	31/32	13/32	3/4	7.66	6.66
54	H50SK54	SK	11.110	10.749	2-5/8	2-1/8	2-1/8	3-7/8	1-17/32	29/32	1-1/4	11.68	9.68
60	H50SK60	SK	12.300	11.942	2-5/8	2-1/8	2-1/8	3-7/8	1-17/32	29/32	1-1/4	13.88	11.88
70	H50SK70	SK	14.290	13.931	2-5/8	2-1/8	2-1/8	3-7/8	1-17/32	29/32	1-1/4	17.52	15.52
72	H50SK72	SK	14.690	14.329	2-5/8	2-1/8	2-1/8	3-7/8	1-17/32	29/32	1-1/4	18.44	16.44
80	H50SF80	SF	16.280	15.920	2-15/16	2-1/4	2-1/4	4-5/8	1-21/32	29/32	1-1/4	22.90	19.90
84	H50SF84	SF	17.080	16.715	2-15/16	2-1/4	2-1/4	4-5/8	1-21/32	29/32	1-1/4	25.98	22.98
96	H50SF96	SF	19.470	19.102	2-15/16	2-1/4	2-1/4	4-5/8	1-21/32	29/32	1-1/4	32.88	29.88
112	H50SF112	SF	22.650	22.285	2-15/16	2-1/4	2-1/4	4-5/8	1-21/32	29/32	1-1/4	43.10	40.10

H - Denotes hardened teeth. Also available in unhardened teeth.



Type B

#50

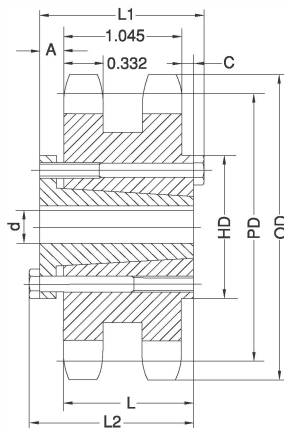
5/8" Pitch

Double Q-Bushed

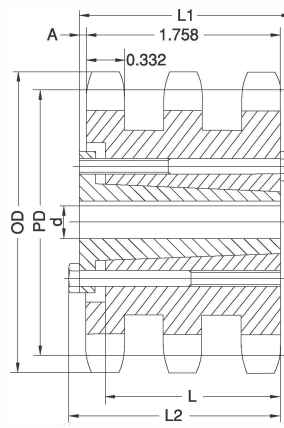
No. of Teeth	Part No.	Type	Bushing	OD	PD	Max. Bore d	L1	L2	HD	A	C	L	App. Wt. (Lbs.)	
													With Hub	Sprocket
36	D50SK36	BI	SK	7.520	7.171	2-5/8	2-1/8	2-1/8	3-7/8	5/8	13/64	1-1/4	11.08	9.08
42	D50SK42	BI	SK	8.720	8.363	2-5/8	2-1/8	2-1/8	3-7/8	5/8	13/64	1-1/4	15.16	13.16
48	D50SK48	BI	SK	9.910	9.556	2-5/8	2-1/8	2-1/8	3-7/8	5/8	13/64	1-1/4	19.90	17.90
52	D50SF52	BI	SF	10.710	10.351	2-15/16	2-1/4	2-1/4	4-5/8	3/4	13/64	1-1/4	24.26	21.26
54	D50SF54	BI	SF	11.110	10.749	2-15/16	2-1/4	2-1/4	4-5/8	3/4	13/64	1-1/4	26.18	23.18
60	D50SF60	BI	SF	12.300	11.942	2-15/16	2-1/4	2-1/4	4-5/8	3/4	13/64	1-1/4	32.12	29.12
68	D50SF68	BI	SF	13.890	13.533	2-15/16	2-1/4	2-1/4	4-5/8	3/4	13/64	1-1/4	41.16	38.16
72	D50SF72	BI	SF	14.690	14.329	2-15/16	2-1/4	2-1/4	4-5/8	3/4	13/64	1-1/4	46.28	43.26
76	D50SF76	BI	SF	15.490	15.124	2-15/16	2-1/4	2-1/4	4-5/8	3/4	13/64	1-1/4	47.00	44.00
84	D50SF84	BI	SF	17.080	16.715	2-15/16	2-1/4	2-1/4	4-5/8	3/4	13/64	1-1/4	48.89	45.88
95	D50SF95	BI	SF	19.270	18.903	2-15/16	2-1/4	2-1/4	4-5/8	3/4	13/64	1-1/4	61.80	58.88
102	D40SF102	BI	SF	20.660	20.295	2-15/16	2-1/4	2-1/4	4-5/8	3/4	13/64	1-1/4	69.02	66.02
112	D50SF112	BI	SF	22.650	22.285	2-15/16	2-1/4	2-1/4	4-5/8	3/4	13/64	1-1/4	88.26	85.26

Triple Q-Bushed

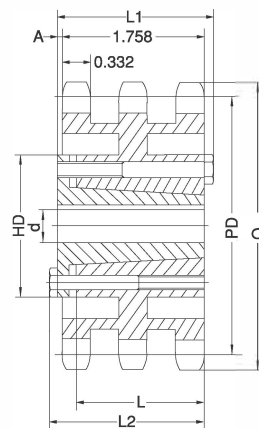
No. of Teeth	Part No.	Type	Bushing	OD	PD	Max. Bore d	L1	L2	HD	A	L	App. Wt. (Lbs.)	
												With Hub	Sprocket
36	HT50SK36	E2	SK	7.520	7.171	2-5/8	2-1/8	2-1/8		1/8	1-1/4	14.80	12.80
42	HT50SK42	E2	SK	8.720	8.363	2-5/8	2-1/8	2-1/8		1/8	1-1/4	21.50	19.50
48	HT50SK48	E2	SK	9.910	9.556	2-5/8	2-1/8	2-1/8		1/8	1-1/4	29.60	27.60
52	HT50SF52	E2	SF	10.710	10.351	2-15/16	2-1/4	2-1/4		1/4	1-1/4	31.60	28.60
60	HT50SF60	E2	SF	12.300	11.942	2-15/16	2-1/4	2-1/4		1/4	1-1/4	42.10	39.10
68	HT50SF68	E2	SF	13.890	13.533	2-15/16	2-1/4	2-1/4		1/4	1-1/4	53.80	50.80
72	HT50SF72	83	SF	14.690	14.329	2-15/16	2-1/4	2-1/4	4-5/8	1/4	1-1/4	46.60	43.60
76	HT50SF76	83	SF	15.490	15.124	2-15/16	2-1/4	2-1/4	4-5/8	1/4	1-1/4	49.90	46.90
84	HT50SF84	83	SF	17.080	16.715	2-15/16	2-1/4	2-1/4	4-5/8	1/4	1-1/4	53.90	50.90
95	HT50SF95	83	SF	19.270	18.903	2-15/16	2-1/4	2-1/4	4-5/8	1/4	1-1/4	62.30	59.30
102	HT50SF102	83	SF	20.660	20.295	2-15/16	2-1/4	2-1/4	4-5/8	1/4	1-1/4	69.30	66.30



Type 81



Type 82



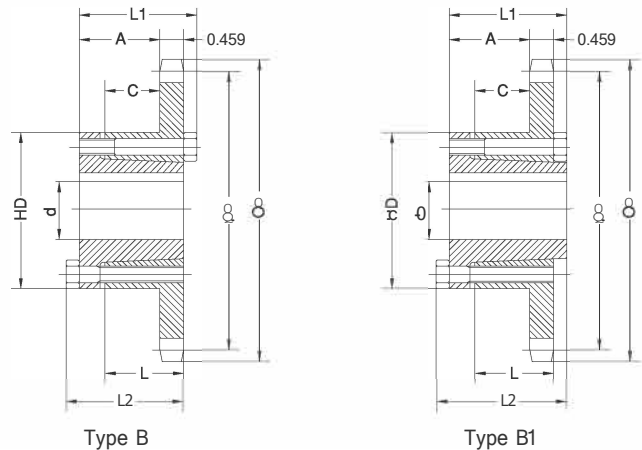
Type 83

3/4" Pitch

Single Q-Bushed

No. of Teeth	Part No.	Type	Bushing	OD	FD	Max Bore d	L1	L2	HD	A	C	L	App. Wt. (Lbs.)	
													With Hub	Sprocket
11	H60JA11	B	JA	3.000	2.662	1-1/4	1-1/8	1-1/8	2-1/16	35/64	11/64	5/8	1.36	0.46
12	H60JA12	B	JA	3.250	2.898	1-1/4	1-1/8	1-1/8	2-1/16	35/64	11/64	5/8	1.50	0.60
13	H60JA13	B	JA	3.490	3.134	1-1/4	1-1/8	1-1/8	2-1/16	35/64	11/64	5/8	1.66	0.76
14	H60SH14	B	SH	3.740	3.371	1-5/8	1-7/16	1-7/16	2-11/16	51/64	23/64	13/16	1.88	0.88
15	H60SH15	B	SH	3.980	3.607	1-5/8	1-7/16	1-7/16	2-11/16	51/64	23/64	13/16	2.08	1.08
16	H60SH16	B	SH	4.220	3.844	1-5/8	1-7/16	1-7/16	2-11/16	51/64	23/64	13/16	2.26	1.26
17	H60SDS17	B	SDS	4.460	4.082	2	1-1/2	1-1/2	3-3/16	55/64	19/64	3/4	2.38	1.38
18	H60SDS18	B	SDS	4.700	4.319	2	1-1/2	1-1/2	3-3/16	55/64	19/64	3/4	2.56	1.56
19	H60SDS19	B	SDS	4.950	4.557	2	1-1/2	1-1/2	3-3/16	55/64	19/64	3/4	2.76	1.76
20	H60SDS20	B	SDS	5.190	4.794	2	1-1/2	1-1/2	3-3/16	55/64	19/64	3/4	3.00	2.00
21	H60SDS21	B	SDS	5.430	5.032	2	1-1/2	1-1/2	3-3/16	55/64	19/64	3/4	3.20	2.20
22	H60SDS22	B	SDS	5.670	5.270	2	1-1/2	1-1/2	3-3/16	55/64	19/64	3/4	3.44	2.44
23	H60SDS23	B	SDS	5.910	5.508	2	1-1/2	1-1/2	3-3/16	55/64	19/64	3/4	3.70	2.70
24	H60SDS24	B	SDS	6.150	5.746	2	1-1/2	1-1/2	3-3/16	55/64	19/64	3/4	3.94	2.94
25	H60SDS25	B	SDS	6.390	5.984	2	1-1/2	1-1/2	3-3/16	55/64	19/64	3/4	4.24	3.24
26	H60SK26	B	SK	6.630	6.222	2-5/8	2-1/8	2-1/8	3-7/8	1-27/64	51/64	1-1/4	6.18	4.18
27	H60SK27	B	SK	6.870	6.460	2-5/8	2-1/8	2-1/8	3-7/8	1-27/64	51/64	1-1/4	6.52	4.52
28	H60SK28	B	SK	7.110	6.699	2-5/8	2-1/8	2-1/8	3-7/8	1-27/64	51/64	1-1/4	6.72	4.72
30	H60SK30	B	SK	7.590	7.175	2-5/8	2-1/8	2-1/8	3-7/8	1-27/64	51/64	1-1/4	7.34	5.34
32	H60SK32	B	SK	8.070	7.652	2-5/8	2-1/8	2-1/8	3-7/8	1-27/64	51/64	1-1/4	8.10	6.10
35	H60SK35	B	SK	8.780	8.367	2-5/8	2-1/8	2-1/8	3-7/8	1-27/64	51/64	1-1/4	9.42	7.42
36	H60SK36	B	SK	9.020	8.605	2-5/8	2-1/8	2-1/8	3-7/8	1-27/64	51/64	1-1/4	9.70	7.70
40	H60SK40	B	SK	9.980	9.559	2-5/8	2-1/8	2-1/8	3-7/8	1-27/64	51/64	1-1/4	11.56	9.56
42	H60SF42	B	SF	10.460	10.036	2-15/16	2-1/4	2-1/4	4-5/8	1-35/64	51/64	1-1/4	13.78	10.78
45	H60SF45	B	SF	11.180	10.752	2-15/16	2-1/4	2-1/4	4-5/8	1-35/64	51/64	1-1/4	15.40	12.40
48	H60SF48	B	SF	11.890	11.467	2-15/16	2-1/4	2-1/4	4-5/8	1-35/64	51/64	1-1/4	17.26	14.26
54	H60SF54	B	SF	13.330	12.899	2-15/16	2-1/4	2-1/4	4-5/8	1-35/64	51/64	1-1/4	20.02	17.02
60	H60SF60	B	SF	14.760	14.331	2-15/16	2-1/4	2-1/4	4-5/8	1-35/64	51/64	1-1/4	23.76	20.76
70	H60SF70	B	SF	17.150	16.717	2-15/16	2-1/4	2-1/4	4-5/8	1-35/64	51/64	1-1/4	31.60	28.60
72	H60SF72	B	SF	17.630	17.194	2-15/16	2-1/4	2-1/4	4-5/8	1-35/64	51/64	1-1/4	32.58	29.58
80	H60SF80	B	SF	19.540	19.103	2-15/16	2-1/4	2-1/4	4-5/8	1-35/64	51/64	1-1/4	41.24	38.24
84	H60SF84	B	SF	20.490	20.058	2-15/16	2-1/4	2-1/4	4-5/8	1-35/64	51/64	1-1/4	43.94	40.94
96	H60SF96	B	SF	23.360	22.922	2-15/16	2-1/4	2-1/4	4-5/8	1-35/64	51/64	1-1/4	55.40	52.40
112	H60E112	B1	E	27.180	26.742	3-1/2	2-5/8	2-15/16	6	2-3/16	1-11/64	1-5/8	83.76	73.76

H - Denotes hardened teeth. Also available in unhardened teeth.



#60

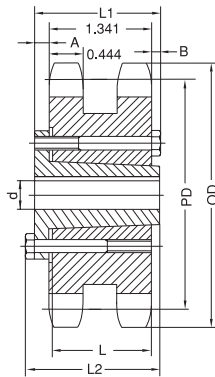
3/4" Pitch

Double Q-Bushed

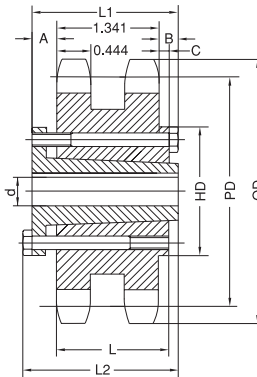
No. of Teeth	Part No.	Type	Bushing	OD	PD	Max. Bore d	L1	L2	HD	A	B	C	L	App. Wt. (Lbs.)	
														With Hub	Sprocket
14	HD60SH14	B*	SH	3.740	3.371	1-5/8	1-31/32	1-31/32	2-11/16	1/2				2.50	1.50
22	HD60SDS22	B*	SDS	5.670	5.270	2	1-17/32	1-15/32	3-3/16				3/4	5.44	4.44
36	D60SF36	C ₁	SF	9.020	8.605	2-15/16	2	2-1/4		3/4			1-1/4	19.26	16.26
42	D60E42	C ₂	E	10.460	10.036	3-1/2	2-5/8	2-15/16	6	7/8	13/32	9/32	1-5/8	34.04	24.04
45	D60E45	C ₂	E	11.180	10.752	3-1/2	2-5/8	2-15/16	6	7/8	13/32	9/32	1-5/8	38.26	28.36
52	D60E52	C ₂	E	12.850	12.422	3-1/2	2-5/8	2-15/16	6	7/8	13/32	9/32	1-5/8	49.52	39.52
60	D60E60	C ₂	E	14.760	14.331	3-1/2	2-5/8	2-15/16	6	7/8	13/32	9/32	1-5/8	63.39	53.74
68	D60E68	C ₄	E	16.670	16.240	3-1/2	2-5/8	2-15/16	6	7/8	13/32	9/32	1-5/8	54.32	44.32
76	D60E76	C ₄	E	18.580	18.149	3-1/2	2-5/8	2-15/16	6	7/8	13/32	9/32	1-5/8	61.48	51.48
95	D60E95	C ₄	E	23.120	22.683	3-1/2	2-5/8	2-15/16	6	7/8	13/32	9/32	1-5/8	82.96	72.96

H - Denotes hardened teeth. Also available in unhardened teeth.

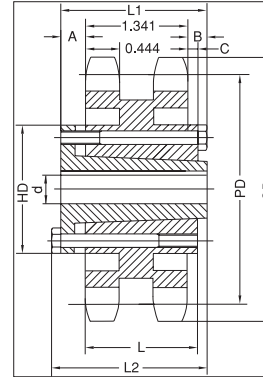
* Sprocket diagram not shown above. Dimensions are consistent with diagrams shown above.



Type C₁



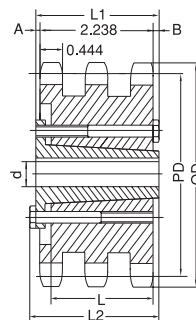
Type C₂



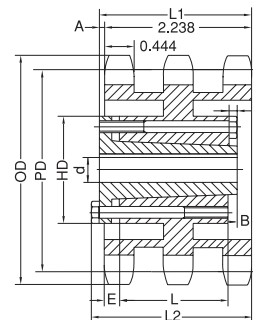
Type C₄

Triple Q-Bushed

No. of Teeth	Part No.	Type	Bushing	OD	PD	Max. Bore d	L1	L2	HD	A	B	C	E	L	App. Wt. (Lbs.)	
															With Hub	Sprocket
36	HT60E36	B ₂	E	9.020	8.605	3-1/2	2-5/8	2-15/16		17/64	1/8			1-5/8	49.00	37.00
42	HT60E42	B ₂	E	10.460	10.036	3-1/2	2-5/8	2-15/16		17/64	1/8			1-5/8	62.00	50.00
52	HT60E52	B ₂	E	12.850	12.422	3-1/2	2-5/8	2-15/16		17/64	1/8			1-5/8	80.00	68.00
68	HT60E68	C ₁	E	16.670	16.240	3-1/2	2-13/16	3-7/64	6	9/16	3/16	1/8	5/16	1-5/8	83.00	71.00
76	HT60E76	C ₁	E	18.580	18.149	3-1/2	2-13/16	3-7/64	6	9/16	3/16	1/8	5/16	1-5/8	99.00	87.00
95	HT60E95	C ₁	E	23.120	22.683	3-1/2	2-13/16	3-7/64	6	9/16	3/16	1/8	5/16	1-5/8	129.00	117.00



Type B



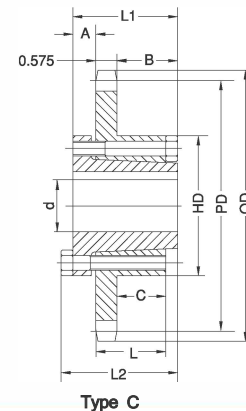
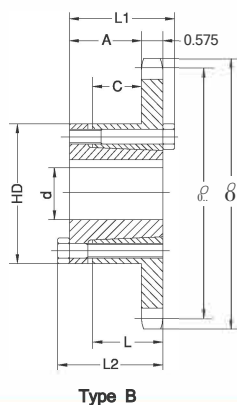
Type C

1" Pitch

Single Q-Bushed

No. of Teeth	Part No.	Type	Bushing	OD	FD	Max. Bore d	L1	L2	HD	A	B	C	L	App. Wt. (Lbs.)	
														With Hub	Sprocket
11	H80SH11	B	SH	4.010	3.550	1-5/8	1-7/16	1-7/16	2-11/16	21/32		15/64	13/16	2.0	1.0
12	H80SH12	B	SH	4.330	3.864	1-5/8	1-7/16	1-7/16	2-11/16	21/32		15/64	13/16	2.4	1.4
13	H80SDS13	B	SDS	4.660	4.179	2	1-1/2	1-1/2	3-3/16	47/64		11/64	3/4	2.5	1.5
14	H80SDS14	B	SDS	4.980	4.494	2	1-1/2	1-1/2	3-3/16	47/64		11/64	3/4	2.8	1.8
15	H80SK15	B	SK	5.300	4.810	2-5/8	2-1/8	2-1/8	3-7/8	1-19/64		21/32	1-1/4	4.5	2.5
16	H80SK16	B	SK	5.630	5.126	2-5/8	2-1/8	2-1/8	3-7/8	1-19/64		21/32	1-1/4	5.1	3.1
17	H80SK17	B	SK	5.950	5.442	2-5/8	2-1/8	2-1/8	3-7/8	1-19/64		21/32	1-1/4	5.5	3.5
18	H80SK18	B	SK	6.270	5.759	2-5/8	2-1/8	2-1/8	3-7/8	1-19/64		21/32	1-1/4	5.9	3.9
19	H80SK19	B	SK	6.590	6.076	2-5/8	2-1/8	2-1/8	3-7/8	1-19/64		21/32	1-1/4	6.4	4.4
20	H80SF20	B	SF	6.910	6.392	2-15/16	2-1/4	2-1/4	4-5/8	1-27/64		21/32	1-1/4	8.3	5.3
21	H80SF21	B	SF	7.240	6.710	2-15/16	2-1/4	2-1/4	4-5/8	1-27/64		21/32	1-1/4	8.7	5.7
22	H80SF22	B	SF	7.560	7.027	2-15/16	2-1/4	2-1/4	4-5/8	1-27/64		21/32	1-1/4	9.3	6.3
23	H80SF23	B	SF	7.880	7.344	2-15/16	2-1/4	2-1/4	4-5/8	1-27/64		21/32	1-1/4	9.8	6.8
24	H80SF24	B	SF	8.200	7.661	2-15/16	2-1/4	2-1/4	4-5/8	1-27/64		21/32	1-1/4	10.5	7.5
25	H80SF25	B	SF	8.520	7.979	2-15/16	2-1/4	2-1/4	4-5/8	1-27/64		21/32	1-1/4	11.0	8.0
26	H80SF26	B	SF	8.840	8.296	2-15/16	2-1/4	2-1/4	4-5/8	1-27/64		21/32	1-1/4	11.6	8.6
27	H80SF27	B	SF	9.160	8.614	2-15/16	2-1/4	2-1/4	4-5/8	1-27/64		21/32	1-1/4	12.4	9.4
28	H80SF28	B	SF	9.480	8.931	2-15/16	2-1/4	2-1/4	4-5/8	1-27/64		21/32	1-1/4	13.2	10.2
30	H80SF30	B	SF	10.110	9.567	2-15/16	2-1/4	2-1/4	4-5/8	1-27/64		21/32	1-1/4	14.3	11.3
32	H80SF32	B	SF	10.750	10.202	2-15/16	2-1/4	2-1/4	4-5/8	1-27/64		21/32	1-1/4	16.0	13.0
33	H80SF33	B	SF	11.070	10.520	2-15/16	2-1/4	2-1/4	4-5/8	1-27/64		21/32	1-1/4	16.5	13.5
34	H80SF34	B	SF	11.390	10.838	2-15/16	2-1/4	2-1/4	4-5/8	1-27/64		21/32	1-1/4	17.1	14.1
35	H80SF35	B	SF	11.710	11.156	2-15/16	2-1/4	2-1/4	4-5/8	1-27/64		21/32	1-1/4	18.5	15.5
36	H80SF36	B	SF	12.030	11.474	2-15/16	2-1/4	2-1/4	4-5/8	1-27/64		21/32	1-1/4	19.9	16.9
40	H80SF40	B	SF	13.310	12.746	2-15/16	2-1/4	2-1/4	4-5/8	1-27/64		21/32	1-1/4	23.6	20.6
42	H80SF42	B	SF	13.940	13.382	2-15/16	2-1/4	2-1/4	4-5/8	1-27/64		21/32	1-1/4	25.4	22.4
45	H80SF45	B	SF	14.900	14.336	2-15/16	2-1/4	2-1/4	4-5/8	1-27/64		21/32	1-1/4	28.1	25.1
48	H80SF48	B	SF	15.860	15.290	2-15/16	2-1/4	2-1/4	4-5/8	1-27/64		21/32	1-1/4	31.6	28.6
54	H80SF54	B	SF	17.770	17.198	2-15/16	2-1/4	2-1/4	4-5/8	1-27/64		21/32	1-1/4	39.8	36.8
60	H80SF60	B	SF	19.680	19.107	2-15/16	2-1/4	2-1/4	4-5/8	1-27/64		21/32	1-1/4	48.8	45.8
70	H80E70	C	E	22.870	22.289	3-1/2	2-5/8	2-15/16	6	7/8	1-3/16	1-3/64	1-5/8	65.6	55.6
72	H80E72	C	E	23.500	22.926	3-1/2	2-5/8	2-15/16	6	7/8	1-3/16	1-3/64	1-5/8	69.3	59.3
80	H80E80	C	E	26.050	25.471	3-1/2	2-5/8	2-15/16	6	7/8	1-3/16	1-3/64	1-5/8	79.2	69.2
84	H80E84	C	E	27.330	26.744	3-1/2	2-5/8	2-15/16	6	7/8	1-3/16	1-3/64	1-5/8	84.9	74.9
96	H80E96	C	E	31.150	30.563	3-1/2	2-5/8	2-15/16	6	7/8	1-3/16	1-3/64	1-5/8	108.0	97.5
112	H80F112	C	F	36.240	35.655	3-15/16	3-5/8	4	6-5/8	1	2-1/16	1-59/64	2-1/2	145.0	134.0

H - Denotes hardened teeth. Also available in unhardened teeth.

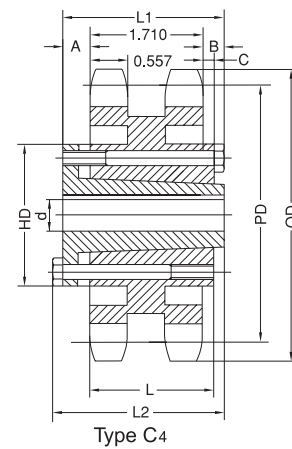
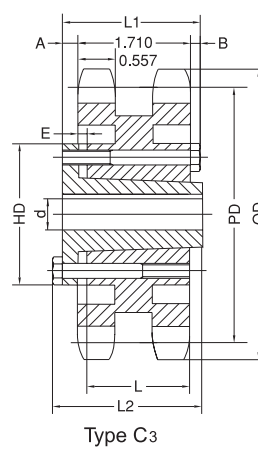
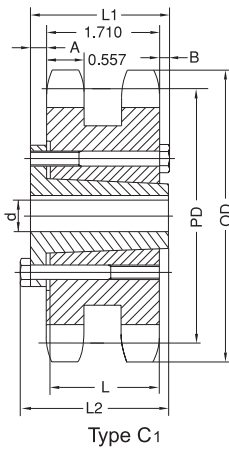


#80

1" Pitch

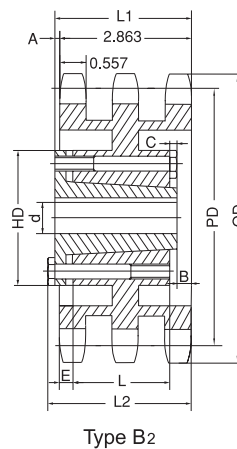
Double Q-Bushed

No. of Teeth	Part No.	Type	Bushing	OD	PD	Max. Bore d	L1	L2	HD	A	B	C	E	L	App. Wt. (Lbs.)	
															With Hub	Sprocket
36	HD80E36	C ₁	E	12.030	11.474	3-1/2	2-5/8	2-15/16	6	51/64	1/8			1-5/8	48.3	38.2
42	HD80E42	C ₁	E	13.940	13.382	3-1/2	2-5/8	2-15/16	6	51/64	1/8			1-5/8	65.3	55.3
45	HD80E45	C ₁	E	14.900	14.336	3-1/2	2-5/8	2-15/16	6	51/64	1/8			1-5/8	74.6	64.6
52	HD80E52	C ₃	E	17.130	16.562	3-1/2	2-5/8	2-15/16	6	51/64	1/8		3/32	1-5/8	68.2	58.2
60	HD80E60	C ₃	E	19.680	19.107	3-1/2	2-5/8	2-15/16	6	51/64	1/8		3/32	1-5/8	78.2	68.2
68	HD80E68	C ₃	E	22.230	21.653	3-1/2	2-5/8	2-15/16	6	51/64	1/8		3/32	1-5/8	84.2	74.2
76	HD80E76	C ₃	E	24.780	24.198	3-1/2	2-5/8	2-15/16	6	51/64	1/8		3/32	1-5/8	100.0	90.1
95	HD80F95	C ₄	F	30.830	30.245	3-15/16	3-5/8	4	6-5/8	1	59/64	51/64		2-1/2	152.0	140.0



Triple Q-Bushed

No. of Teeth	Part No.	Type	Bushing	OD	PD	Max. Bore d	L1	L2	HD	A	B	C	E	L	App. Wt. (Lbs.)	
															With Hub	Sprocket
36	HT80E36	B ₂	E	12.030	11.474	3-1/2	3-7/64	3-27/64	6	1/4	31/64	1/8	5/8	1-5/8	65.1	55.1
42	HT80E42	B ₂	E	13.940	13.382	3-1/2	3-7/64	3-27/64	6	1/4	31/64	1/8	5/8	1-5/8	81.9	71.9
45	HT80E45	B ₂	E	14.900	14.336	3-1/2	3-7/64	3-27/64	6	1/4	31/64	1/8	5/8	1-5/8	75.3	65.3
52	HT80E52	B ₂	E	17.130	16.562	3-1/2	3-7/64	3-27/64	6	1/4	31/64	1/8	5/8	1-5/8	90.0	80.0
60	HT80F60	B ₂	F	19.680	19.107	3-15/16	3-43/64	4-3/64	6-5/8	13/16	3/64	1/8	3/16	2-1/2	112.0	100.0
68	HT80F68	B ₂	F	22.230	21.653	3-15/16	3-43/64	4-3/64	6-5/8	13/16	3/64	1/8	3/16	2-1/2	132.0	120.0
76	HT80F76	B ₂	F	24.780	24.198	3-15/16	3-43/64	4-3/64	6-5/8	13/16	3/64	1/8	3/16	2-1/2	150.0	138.0
95	HT80F95	B ₂	F	30.830	30.245	3-15/16	3-43/64	4-3/64	6-5/8	13/16	3/64	1/8	3/16	2-1/2	208.0	196.0

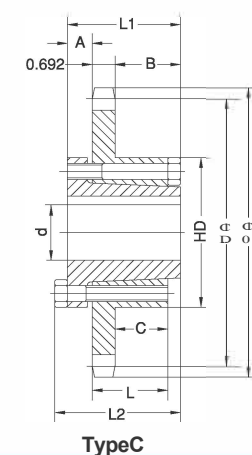
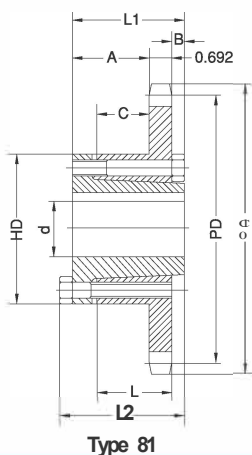
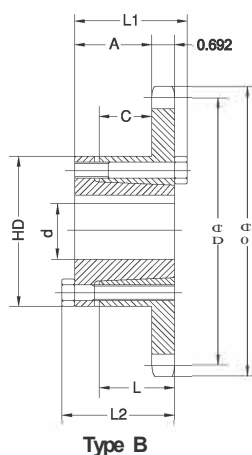


1-1/4" Pitch

Single Q-Bushed

No. of Teeth	Part No.	Type	Bushing	OD	PD	Max. Bore d	L1	L2	HD	A	B	C	L	App. Wt. (Lbs.)	
														With Hub	Sprocket
11	H100SDS11	B	SDS	5.010	4.437	2	1-1/2	1-1/2	3-3/16	5/8		1/16	3/4	3.0	2.0
12	H100SDS12	B	SDS	5.420	4.830	2	1-1/2	1-1/2	3-3/16	5/8		1/16	3/4	3.6	2.6
13	H100SK13	B	SK	5.820	5.223	2-5/8	2-1/8	2-1/8	3-7/8	1-13/64		9/16	1-1/4	5.3	3.3
14	H100SK14	B	SK	6.230	5.617	2-5/8	2-1/8	2-1/8	3-7/8	1-13/64		9/16	1-1/4	6.1	4.1
15	H100SF15	B	SF	6.630	6.012	2-15/16	2-1/4	2-1/4	4-5/8	1-19/64		9/16	1-1/4	7.8	4.8
16	H100SF16	B	SF	7.030	6.407	2-15/16	2-1/4	2-1/4	4-5/8	1-19/64		9/16	1-1/4	8.6	5.6
17	H100SF17	B	SF	7.440	6.803	2-15/16	2-1/4	2-1/4	4-5/8	1-19/64		9/16	1-1/4	9.5	6.5
18	H100E18	BI	E	7.840	7.198	3-1/2	2-5/8	2-15/16	6	1-13/16	1/8	15/16	1-5/8	19.0	9.0
19	H100E19	BI	E	8.240	7.595	3-1/2	2-5/8	2-15/16	6	1-13/16	1/8	15/16	1-5/8	20.2	10.2
20	H100E20	BI	E	8.640	7.991	3-1/2	2-5/8	2-15/16	6	1-13/16	1/8	15/16	1-5/8	21.6	11.6
21	H100E21	BI	E	9.040	8.387	3-1/2	2-5/8	2-15/16	6	1-13/16	1/8	15/16	1-5/8	22.5	12.5
22	H100E22	BI	E	9.440	8.783	3-1/2	2-5/8	2-15/16	6	1-13/16	1/8	15/16	1-5/8	23.5	13.5
23	H100E23	BI	E	9.840	9.180	3-1/2	2-5/8	2-15/16	6	1-13/16	1/8	15/16	1-5/8	24.6	14.6
24	H100E24	BI	E	10.250	9.577	3-1/2	2-5/8	2-15/16	6	1-13/16	1/8	15/16	1-5/8	25.7	15.7
25	H100E25	BI	E	10.650	9.973	3-1/2	2-5/8	2-15/16	6	1-13/16	1/8	15/16	1-5/8	26.8	16.8
26	H100E26	BI	E	11.050	10.370	3-1/2	2-5/8	2-15/16	6	1-13/16	1/8	15/16	1-5/8	28.1	18.1
27	H100E27	BI	E	11.440	10.767	3-1/2	2-5/8	2-15/16	6	1-13/16	1/8	15/16	1-5/8	29.2	19.2
28	H100E28	BI	E	11.840	11.164	3-1/2	2-5/8	2-15/16	6	1-13/16	1/8	15/16	1-5/8	30.7	20.7
30	H100E30	BI	E	12.640	11.958	3-1/2	2-5/8	2-15/16	6	1-13/16	1/8	15/16	1-5/8	33.2	23.2
32	H100E32	BI	E	13.440	12.753	3-1/2	2-5/8	2-15/16	6	1-13/16	1/8	15/16	1-5/8	35.4	25.4
35	H100E35	BI	E	14.640	13.945	3-1/2	2-5/8	2-15/16	6	1-13/16	1/8	15/16	1-5/8	40.5	30.5
36	H100E36	BI	E	15.040	14.342	3-1/2	2-5/8	2-15/16	6	1-13/16	1/8	15/16	1-5/8	42.5	32.3
40	H100E40	BI	E	16.630	15.932	3-1/2	2-5/8	2-15/16	6	1-13/16	1/8	15/16	1-5/8	49.1	39.1
42	H100E42	BI	E	17.430	16.727	3-1/2	2-5/8	2-15/16	6	1-13/16	1/8	15/16	1-5/8	53.4	43.4
45	H100E45	BI	E	18.630	17.920	3-1/2	2-5/8	2-15/16	6	1-13/16	1/8	15/16	1-5/8	58.9	48.9
48	H100E48	BI	E	19.820	19.112	3-1/2	2-5/8	2-15/16	6	1-13/16	1/8	15/16	1-5/8	64.0	54.0
54	H100E54	C	E	22.210	21.498	3-1/2	2-5/8	2-15/16	6	7/8	1-1/16	15/16	1-5/8	72.0	62.0
60	H100E60	C	E	24.600	23.884	3-1/2	2-5/8	2-15/16	6	7/8	1-1/16	15/16	1-5/8	84.0	74.0
70	H100F70	C	F	28.580	27.862	3-15/16	3-5/8	4	6-5/8	1	1-15/16	1-13/16	2-1/2	110.5	99.0
72	H100F72	C	F	29.380	28.657	3-15/16	3-5/8	4	6-5/8	1	1-15/16	1-13/16	2-1/2	117.5	106.0
80	H100F80	C	F	32.570	31.839	3-15/16	3-5/8	4	6-5/8	1	1-15/16	1-13/16	2-1/2	134.5	123.0
84	H100F84	C	F	34.160	33.430	3-15/16	3-5/8	4	6-5/8	1	1-15/16	1-13/16	2-1/2	151.5	140.0

H - Denotes hardened teeth. Also available in unhardened teeth.

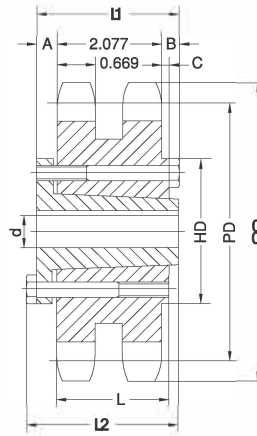


#100

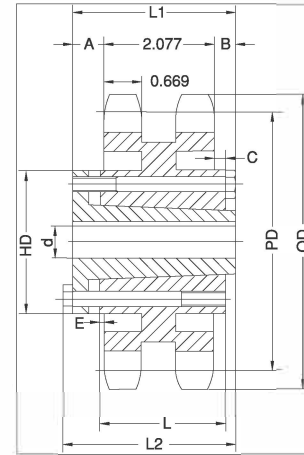
1-1/4" Pitch

Double Q-Bushed

No. of Teeth	Part No.	Type	Bushing	OD	PD	Max. Bore d	L1	L2	HD	A	B	C	E	L	App. Wt. (Lbs.)	
															With Hub	Sprocket
35	HD100F35	C2	F	14.640	13.945	3-15/16	3-5/8	4	6-5/8	1	35/64	27/64		2-1/2	84.5	73.0
45	HD100F45	C2	F	18.630	17.920	3-15/16	3-5/8	4	6-5/8	1	35/64	27/64		2-1/2	92.5	81.0
60	HD100J60	Cs	J	24.600	23.884	4-7/16	4-1/2	5	7-1/4	1-7/32	1-13/64	1-3/32	1/32	3-3/16	152.0	133.0
70	HD100J70	Cs	J	28.580	27.862	4-7/16	4-1/2	5	7-1/4	1-7/32	1-13/64	1-3/32	1/32	3-3/16	180.0	161.0
80	HD100J80	Cs	J	32.570	31.839	4-7/16	4-1/2	5	7-1/4	1-7/32	1-13/64	1-3/32	1/32	3-3/16	215.0	196.0



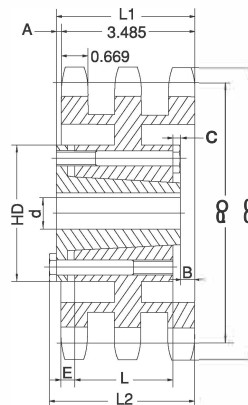
Type C2



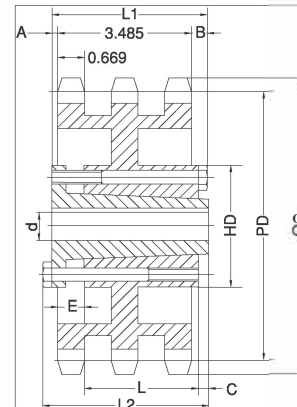
Type Ca

Triple Q-Bushed

No. of Teeth	Part No.	Type	Bushing	OD	PD	Max. Bore d	L1	L2	HD	A	B	C	E	L	App. Wt. (Lbs.)	
															With Hub	Sprocket
35	HT100F35	B2	F	14.640	13.945	3-15/16	3-63/64	4-23/64	6-5/8	1/2	23/64	1/8	1/2	2-1/2	112.0	100.0
45	HT100F45	B2	F	18.630	17.920	3-15/16	3-63/64	4-23/64	6-5/8	1/2	23/64	1/8	1/2	2-1/2	139.0	120.0
60	HT100J6C	C3	J	24.600	23.884	4-7/16	4-1/2	5	7-1/4	1/2	33/64	3/8	11/16	3-3/16	197.0	178.0
70	HT100J7C	C3	J	28.580	27.862	4-7/16	4-1/2	5	7-1/4	1/2	33/64	3/8	11/16	3-3/16	247.0	228.0
80	HT100J8C	C3	J	32.570	31.839	4-7/16	4-1/2	5	7-1/4	1/2	33/64	3/8	11/16	3-3/16	287.0	268.0



Type B2



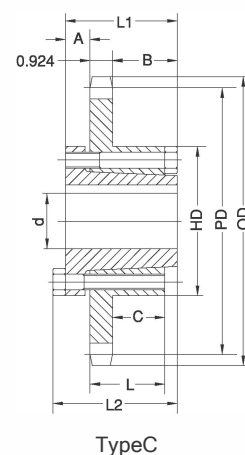
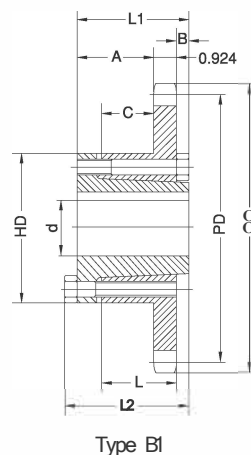
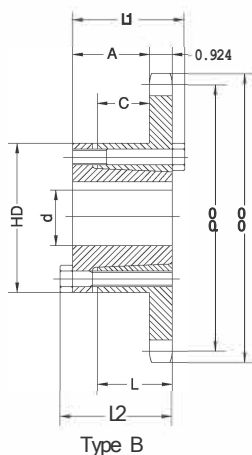
Type C3

1-1/2" Pitch

Single Q-Bushed

No. of Teeth	Part No.	Type	Bushing	OD	PD	Max. Bore d	L1	L2	HD	A	B	C	L	App. Wt. (Lbs.)	
														With Hub	Sprocket
12	H120SF12	B	SF	6.500	5.796	2-15/16	2-1/4	2-1/4	4-5/8	1-5/64		21/64	1-1/4	7.7	4.7
13	H120SF13	B	SF	6.990	6.268	2-15/16	2-1/4	2-1/4	4-5/8	1-5/64		21/64	1-1/4	9.1	6.1
14	H120SF14	B	SF	7.470	6.741	2-15/16	2-1/4	2-1/4	4-5/8	1-5/64		21/64	1-1/4	10.4	7.4
15	H120SF15	B	SF	7.960	7.215	2-15/16	2-1/4	2-1/4	4-5/8	1-5/64		21/64	1-1/4	11.8	8.0
16	H120E16	Bl	E	8.440	7.689	3-1/2	2-5/8	2-15/16	6	1-9/16	1/8	45/64	1-5/8	21.2	11.2
17	H120E17	Bl	E	8.920	8.163	3-1/2	2-5/8	2-15/16	6	1-9/16	1/8	45/64	1-5/8	23.4	13.4
18	H120E18	Bl	E	9.410	8.638	3-1/2	2-5/8	2-15/16	6	1-9/16	1/8	45/64	1-5/8	24.8	14.8
19	H120E19	Bl	E	9.890	9.113	3-1/2	2-5/8	2-15/16	6	1-9/16	1/8	45/64	1-5/8	26.5	16.5
20	H120E20	Bl	E	10.370	9.589	3-1/2	2-5/8	2-15/16	6	1-9/16	1/8	45/64	1-5/8	29.2	19.2
21	H120E21	Bl	E	10.850	10.064	3-1/2	2-5/8	2-15/16	6	1-9/16	1/8	45/64	1-5/8	29.9	19.9
22	H120E22	Bl	E	11.330	10.540	3-1/2	2-5/8	2-15/16	6	1-9/16	1/8	45/64	1-5/8	31.6	21.6
23	H120E23	Bl	E	11.810	11.016	3-1/2	2-5/8	2-15/16	6	1-9/16	1/8	45/64	1-5/8	33.8	23.8
24	H120E24	Bl	E	12.290	11.492	3-1/2	2-5/8	2-15/16	6	1-9/16	1/8	45/64	1-5/8	35.8	25.8
25	H120E25	Bl	E	12.770	11.968	3-1/2	2-5/8	2-15/16	6	1-9/16	1/8	45/64	1-5/8	38.1	28.1
26	H120E26	Bl	E	13.250	12.444	3-1/2	2-5/8	2-15/16	6	1-9/16	1/8	45/64	1-5/8	39.9	29.9
28	H120E28	Bl	E	14.210	13.397	3-1/2	2-5/8	2-15/16	6	1-9/16	1/8	45/64	1-5/8	49.7	34.7
30	H120E30	Bl	E	15.170	14.350	3-1/2	2-5/8	2-15/16	6	1-9/16	1/8	45/64	1-5/8	54.4	39.4
32	H120F32	C	F	16.130	15.303	3-15/16	3-5/8	4	6-5/8	1	1-11/16	1-37/64	2-1/2	62.0	50.5
35	H120F35	C	F	17.570	16.734	3-15/16	3-5/8	4	6-5/8	1	1-11/16	1-37/64	2-1/2	71.0	59.5
36	H120F36	C	F	18.050	17.211	3-15/16	3-5/8	4	6-5/8	1	1-11/16	1-37/64	2-1/2	74.9	63.4
40	H120F40	C	F	19.960	19.118	3-15/16	3-5/8	4	6-5/8	1	1-11/16	1-37/64	2-1/2	88.5	77.0
42	H120F42	C	F	20.920	20.072	3-15/16	3-5/8	4	6-5/8	1	1-11/16	1-37/64	2-1/2	94.5	83.0
45	H120F45	C	F	22.350	21.503	3-15/16	3-5/8	4	6-5/8	1	1-11/16	1-37/64	2-1/2	95.5	84.0
48	H120F48	C	F	23.790	22.935	3-15/16	3-5/8	4	6-5/8	1	1-11/16	1-37/64	2-1/2	103.5	92.0
54	H120F54	C	F	26.650	25.798	3-15/16	3-5/8	4	6-5/8	1	1-11/16	1-37/64	2-1/2	125.0	114.0
60	H120J60	C	J	29.520	28.661	4-7/16	4-1/2	5	7-1/4	1-31/16	2-5/16	2-17/64	3-3/16	159.0	140.0
70	H120J70	C	J	34.300	33.434	4-7/16	4-1/2	5	7-1/4	1-31/16	2-5/16	2-17/64	3-3/16	196.0	177.0
80	H120J80	C	J	39.080	38.207	4-7/16	4-1/2	5	7-1/4	1-31/16	2-5/16	2-17/64	3-3/16	241.0	222.0

H - Denotes hardened teeth. Also available in unhardened teeth.



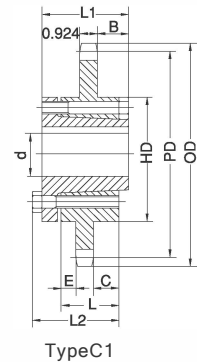
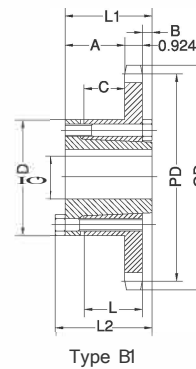
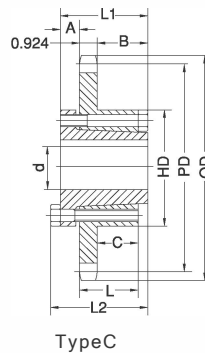
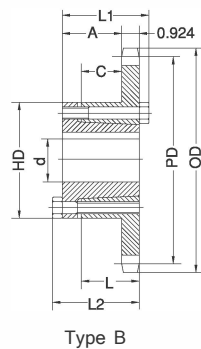
#140

1-3/4" Pitch

Single Q-Bushed

No. of Teeth	Part No.	Type	Bushing	OD	PD	Max. Bore d	L1	L2	HD	A	B	C	E	L	App. Wt. (Lbs.)	
															With Hub	Sprocket
11	H140SF11	B	SF	7.010	6.212	2-15/16	2-1/4	2-1/4	4-5/8	1-5/64		21/64		1-1/4	8.6	5.6
12	H140SF12	B	SF	7.580	6.762	2-15/16	2-1/4	2-1/4	4-5/8	1-5/64		21/64		1-1/4	10.4	7.4
13	H140SF13	B	SF	8.150	7.313	2-15/16	2-1/4	2-1/4	4-5/8	1-5/64		21/64		1-1/4	11.9	8.9
14	H140E14	Bl	E	8.720	7.864	3-1/2	2-5/8	2-15/16	6	1-9/16	1/8	45/64		1-5/8	21.6	11.6
15	H140E15	Bl	E	9.280	8.417	3-1/2	2-5/8	2-15/16	6	1-9/16	1/8	45/64		1-5/8	24.2	14.2
16	H140E16	Bl	E	9.850	8.970	3-1/2	2-5/8	2-15/16	6	1-9/16	1/8	45/64		1-5/8	25.9	15.9
17	H140E17	Bl	E	10.410	9.524	3-1/2	2-5/8	2-15/16	6	1-9/16	1/8	45/64		1-5/8	28.0	18.0
18	H140E18	Bl	E	10.980	10.078	3-1/2	2-5/8	2-15/16	6	1-9/16	1/8	45/64		1-5/8	29.6	19.6
19	H140E19	Bl	E	11.540	10.632	3-1/2	2-5/8	2-15/16	6	1-9/16	1/8	45/64		1-5/8	32.0	22.0
20	H140E20	Bl	E	12.100	11.187	3-1/2	2-5/8	2-15/16	6	1-9/16	1/8	45/64		1-5/8	34.6	24.6
21	H140E21	Bl	E	12.660	11.742	3-1/2	2-5/8	2-15/16	6	1-9/16	1/8	45/64		1-5/8	37.6	27.6
22	H140E22	Bl	E	13.220	12.297	3-1/2	2-5/8	2-15/16	6	1-9/16	1/8	45/64		1-5/8	39.5	29.5
23	H140F23	Bl	F	13.780	12.852	3-15/16	3-5/8	4	6-5/8	2-9/16	1/8	1-37/64		2-1/2	48.0	36.4
24	H140F24	Bl	F	14.340	13.407	3-15/16	3-5/8	4	6-5/8	2-9/16	1/8	1-37/64		2-1/2	51.6	40.1
25	H140F25	Bl	F	14.900	13.963	3-15/16	3-5/8	4	6-5/8	2-9/16	1/8	1-37/64		2-1/2	53.8	42.3
26	H140F26	Bl	F	15.460	14.518	3-15/16	3-5/8	4	6-5/8	2-9/16	1/8	1-37/64		2-1/2	58.0	46.5
30	H140F30	Bl	F	17.700	16.742	3-15/16	3-5/8	4	6-5/8	2-9/16	1/8	1-37/64		2-1/2	72.0	60.4
35	H140F35	C	F	20.490	19.523	3-15/16	3-5/8	4	6-5/8	1	1-11/16	1-37/64		2-1/2	89.5	78.0
36	H140F36	C	F	21.050	20.079	3-15/16	3-5/8	4	6-5/8	1	1-11/16	1-37/64		2-1/2	95.5	84.0
40	H140J40	C	J	23.290	22.305	4-7/16	4-1/2	5	7-1/4	1-3/16	2-3/8	2-17/64		3-3/16	117.0	98.0
45	H140J45	C	J	26.080	25.087	4-7/16	4-1/2	5	7-1/4	1-3/16	2-3/8	2-17/64		3-3/16	139.0	120.0
48	H140J48	C	J	27.750	26.757	4-7/16	4-1/2	5	7-1/4	1-3/16	2-3/8	2-17/64		3-3/16	148.0	129.0
54	H140J54	C	J	31.100	30.097	4-7/16	4-1/2	5	7-1/4	1-3/16	2-3/8	2-17/64		3-3/16	168.0	149.0
60	H140J60	C	J	34.440	33.438	4-7/16	4-1/2	5	7-1/4	1-3/16	2-3/8	2-17/64		3-3/16	205.0	186.0
70	H140M70	C _r	M	40.020	39.006	5-1/2	6-3/4	6-3/4	9		2-29/32	2-17/32	1-13/32	5-3/16	301.0	264.0
80	H140M80	C _r	M	45.590	44.575	5-1/2	6-3/4	6-3/4	9		2-29/32	2-17/32	1-13/32	5-3/16	385.0	348.0

H - Denotes hardened teeth. Also available in unhardened teeth.

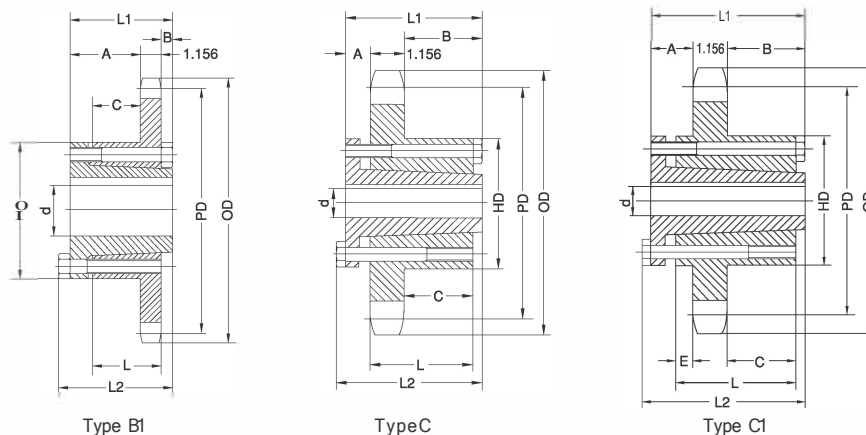


2" Pitch

Single Q-Bushed

No. of Teeth	Part No.	Type	Bushing	OD	PD	Max. Bore d	L1	L2	HD	A	B	C	E	L	App. Wt. (Lbs.)	
															With Hub	Sprocket
12	H160E12	B1	E	8.660	7.727	3-1/2	2-5/8	2-15/16	6	1-5/16	1/8	15/32		1-5/8	21.0	11.0
13	H160E13	B1	E	9.310	8.357	3-1/2	2-5/8	2-15/16	6	1-5/16	1/8	15/32		1-5/8	24.0	14.0
14	H160E14	B1	E	9.960	8.988	3-1/2	2-5/8	2-15/16	6	1-5/16	1/8	15/32		1-5/8	26.0	16.0
15	H160F15	B1	F	10.610	9.620	3-15/16	3-5/8	4	6-5/8	2-5/16	1/8	1-11/32		2-1/2	35.5	24.0
16	H160F16	B1	F	11.260	10.252	3-15/16	3-5/8	4	6-5/8	2-5/16	1/8	1-11/32		2-1/2	38.5	27.0
17	H160F17	B1	F	11.900	10.885	3-15/16	3-5/8	4	6-5/8	2-5/16	1/8	1-11/32		2-1/2	42.5	31.0
18	H160F18	B1	F	12.540	11.518	3-15/16	3-5/8	4	6-5/8	2-5/16	1/8	1-11/32		2-1/2	46.5	35.0
19	H160F19	B1	F	13.190	12.151	3-15/16	3-5/8	4	6-5/8	2-5/16	1/8	1-11/32		2-1/2	49.5	38.0
20	H160F20	B1	F	13.830	12.785	3-15/16	3-5/8	4	6-5/8	2-5/16	1/8	1-11/32		2-1/2	53.5	42.0
21	H160F21	B1	F	14.740	13.419	3-15/16	3-5/8	4	6-5/8	2-5/16	1/8	1-11/32		2-1/2	56.5	45.0
22	H160F22	B1	F	15.110	14.053	3-15/16	3-5/8	4	6-5/8	2-5/16	1/8	1-11/32		2-1/2	62.5	51.0
23	H160F23	B1	F	15.750	14.688	3-15/16	3-5/8	4	6-5/8	2-5/16	1/8	1-11/32		2-1/2	66.5	55.0
24	H160F24	B1	F	16.390	15.323	3-15/16	3-5/8	4	6-5/8	2-5/16	1/8	1-11/32		2-1/2	70.5	59.0
25	H160F25	B1	F	17.030	15.958	3-15/16	3-5/8	4	6-5/8	2-5/16	1/8	1-11/32		2-1/2	75.5	64.0
26	H160J26	C	J	17.670	16.593	4-7/16	4-1/2	5	7-1/4	1-3/16	2-1/8	2-1/32		3-3/16	92.5	74.0
28	H160J28	C	J	18.950	17.863	4-7/16	4-1/2	5	7-1/4	1-3/16	2-1/8	2-1/32		3-3/16	103.0	84.0
30	H160J30	C	J	20.230	19.134	4-7/16	4-1/2	5	7-1/4	1-3/16	2-1/8	2-1/32		3-3/16	115.0	96.0
35	H160J35	C	J	23.420	22.312	4-7/16	4-1/2	5	7-1/4	1-3/16	2-1/8	2-1/32		3-3/16	135.0	116.0
40	H160M40	C1	M	26.610	25.491	5-1/2	6-3/4	7-1/4	9	2-11/16	2-11/16	2-13/32	1-19/32	5-3/16	211.0	174.0
45	H160M45	C1	M	29.800	28.671	5-1/2	6-3/4	7-1/4	9	2-11/16	2-11/16	2-13/32	1-19/32	5-3/16	245.0	208.0
54	H160M54	C1	M	35.540	34.397	5-1/2	6-3/4	7-1/4	9	2-11/16	2-11/16	2-13/32	1-19/32	5-3/16	299.0	262.0
60	H160M60	C1	M	39.360	38.215	5-1/2	6-3/4	7-1/4	9	2-11/16	2-11/16	2-13/32	1-19/32	5-3/16	347.0	310.0
70	H160M70	C,	M	45.730	44.578	5-1/2	6-3/4	7-1/4	9	2-11/16	2-11/16	2-13/32	1-19/32	5-3/16	468.0	431.0
80	H160M80	C,	M	52.100	50.943	5-1/2	6-3/4	7-1/4	9	2-11/16	2-11/16	2-13/32	1-19/32	5-3/16	567.0	530.0

H - Denotes hardened teeth. Also available in unhardened teeth.

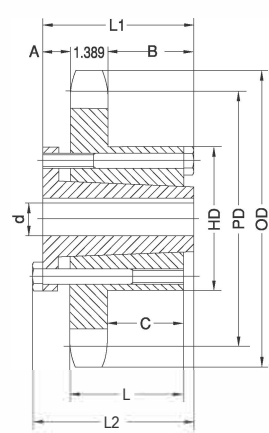


#200

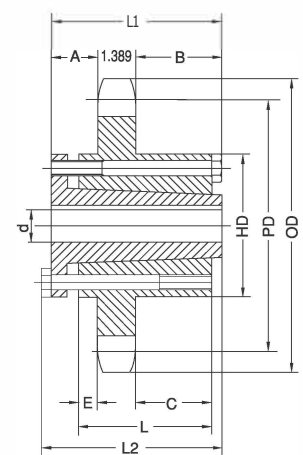
2-1/2" Pitch

Single Q-Bushed

No. of Teeth	Part No.	Type	Bushing	OD	PD	Max. Bore d	L1	L2	HD	A	B	C	E	L	App. Wt. (Lbs.)	
															With Hub	Sprocket
12	H200F12	C	F	10.830	9.660	3-15/16	3-5/8	4	6-5/8	1	1-5/16	1-1/8		2-1/2	25.5	24.0
13	H200J13	C	J	11.640	10.447	4-7/16	4-1/2	5	7-1/4	1-3/16	2	1-13/16		3-3/16	50.5	32.0
14	H200J14	C	J	12.460	11.235	4-7/16	4-1/2	5	7-1/4	1-3/16	2	1-13/16		3-3/16	57.5	39.0
15	H200J15	C	J	13.260	12.025	4-7/16	4-1/2	5	7-1/4	1-3/16	2	1-13/16		3-3/16	62.5	44.0
16	H200J16	C	J	14.070	12.815	4-7/16	4-1/2	5	7-1/4	1-3/16	2	1-13/16		3-3/16	68.5	50.0
17	H200M17	C _r	M	14.870	13.605	5-1/2	6-3/4	7-1/4	9	2-23/32	2-23/32	2-5/16	1-1/2	5-3/16	113.0	76.0
18	H200M18	C _r	M	15.680	14.397	5-1/2	6-3/4	7-1/4	9	2-23/32	2-23/32	2-5/16	1-1/2	5-3/16	119.0	82.0
19	H200M19	C _r	M	16.480	15.910	5-1/2	6-3/4	7-1/4	9	2-23/32	2-23/32	2-5/16	1-1/2	5-3/16	125.0	88.0
20	H200M20	C _r	M	17.290	15.982	5-1/2	6-3/4	7-1/4	9	2-23/32	2-23/32	2-5/16	1-1/2	5-3/16	134.0	97.0
21	H200M21	C _r	M	18.090	16.775	5-1/2	6-3/4	7-1/4	9	2-23/32	2-23/32	2-5/16	1-1/2	5-3/16	140.0	103.0
22	H200M22	C _r	M	18.890	17.567	5-1/2	6-3/4	7-1/4	9	2-23/32	2-23/32	2-5/16	1-1/2	5-3/16	149.0	112.0
23	H200M23	C _r	M	19.690	18.360	5-1/2	6-3/4	7-1/4	9	2-23/32	2-23/32	2-5/16	1-1/2	5-3/16	157.0	120.0
24	H200M24	C _r	M	20.490	19.152	5-1/2	6-3/4	7-1/4	9	2-23/32	2-23/32	2-5/16	1-1/2	5-3/16	168.0	131.0
25	H200M25	C _r	M	21.290	19.947	5-1/2	6-3/4	7-1/4	9	2-23/32	2-23/32	2-5/16	1-1/2	5-3/16	175.0	138.0
26	H200M26	C _r	M	22.090	20.740	5-1/2	6-3/4	7-1/4	9	2-23/32	2-23/32	2-5/16	1-1/2	5-3/16	185.0	148.0
28	H200M28	C _r	M	23.690	22.330	5-1/2	6-3/4	7-1/4	9	2-23/32	2-23/32	2-5/16	1-1/2	5-3/16	205.0	168.0
30	H200M30	C _r	M	25.290	23.917	5-1/2	6-3/4	7-1/4	9	2-23/32	2-23/32	2-5/16	1-1/2	5-3/16	227.0	190.0
32	H200M32	C _r	M	26.880	25.505	5-1/2	6-3/4	7-1/4	9	2-23/32	2-23/32	2-5/16	1-1/2	5-3/16	251.0	214.0
35	H200M35	C _r	M	29.280	27.890	5-1/2	6-3/4	7-1/4	9	2-23/32	2-23/32	2-5/16	1-1/2	5-3/16	265.0	228.0
40	H200M40	C _r	M	33.270	31.865	5-1/2	6-3/4	7-1/4	9	2-23/32	2-23/32	2-5/16	1-1/2	5-3/16	315.0	278.0
45	H200N45	C _r	N	37.250	35.840	5-7/8	8-1/8	8-5/8	10	3-13/32	3-13/32	3-3/16	1-11/16	6-1/4	405.0	348.0
54	H200N54	C _r	N	44.420	42.995	5-7/8	8-1/8	8-5/8	10	3-13/32	3-13/32	3-3/16	1-11/16	6-1/4	535.0	478.0
60	H200N60	C _r	N	49.200	47.767	5-7/8	8-1/8	8-5/8	10	3-13/32	3-13/32	3-3/16	1-11/16	6-1/4	665.0	608.0



Type C



Type C1

#120 Double Q-Bushed

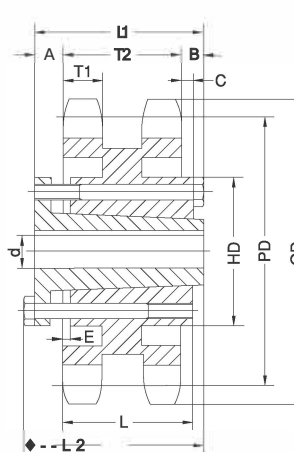
No. of Teeth	Part No.	Type	Bushing	OD	PD	Max. Bore d	L1	L2	HD	A	B	C	E	L	T1	T2	App. Wt. (Lbs.)	
																	With Hub	Sprocket
30	HD120J3C	Cs	J	15.170	14.350	4-7/16	4-1/2	5	7-1/4	1-1/32	25/32	21/32	5/32	3-3/16	0.894	2.683	97.5	78.0
35	HD120J31	Cs	J	17.570	16.734	4-7/16	4-1/2	5	7-1/4	1-1/32	25/32	21/32	5/32	3-3/16	0.894	2.683	112.0	93.0
45	HD120J41	Cs	J	22.350	21.502	4-7/16	4-1/2	5	7-1/4	1-1/32	25/32	21/32	5/32	3-3/16	0.894	2.683	157.0	138.0
60	HD120M6C	Cs	M	29.520	28.661	5-1/2	6-3/4	7-1/4	9	2-9/32	1-25/32	1-21/32	27/32	5-3/16	0.894	2.683	271.0	234.0

#140 Double Q-Bushed

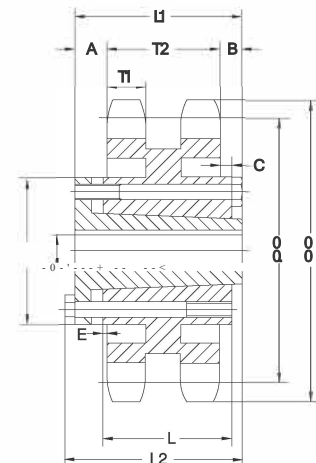
No. of Teeth	Part No.	Type	Bushing	OD	PD	Max. Bore d	L1	L2	HD	A	B	C	E	L	T1	T2	App. Wt. (Lbs.)	
																	With Hub	Sprocket
35	HD140J31	Cs	J	20.490	19.523	4-7/16	4-1/2	5	7-1/4	31/32	23/32	19/32	7/32	3-3/16	0.894	2.818	137.0	128.0
45	HD140J41	Cs	J	26.080	25.087	4-7/16	4-1/2	5	7-1/4	31/32	23/32	19/32	7/32	3-3/16	0.894	2.818	195.0	176.0
60	HD140M6C	Cs	M	34.440	33.438	5-1/2	6-3/4	7-1/4	9	2-7/32	2-23/32	1-19/32	25/32	5-3/16	0.894	2.818	339.0	302.0

#160 Double Q-Bushed

No. of Teeth	Part No.	Type	Bushing	OD	PD	Max. Bore d	L1	L2	HD	A	B	C	E	L	T1	T2	App. Wt. (Lbs.)	
																	With Hub	Sprocket
35	HD160M35	Cs	M	23.420	22.312	5-1/2	6-3/4	7-1/4	9	2-3/64	1-9/32	1-5/32	39/64	5-3/16	1.119	3.424	259.0	222.0
45	HD160N45	Cs	N	29.800	28.671	6	8-1/8	8-5/8	10	2-11/32	2-23/64	2-5/32	21/32	6-1/4	1.119	3.424	377.0	340.0
60	HD160N60	Cs	N	39.360	38.215	6	8-1/8	8-5/8	10	2-11/32	2-23/64	2-5/32	21/32	6-1/4	1.119	3.424	509.0	472.0



Type Cs



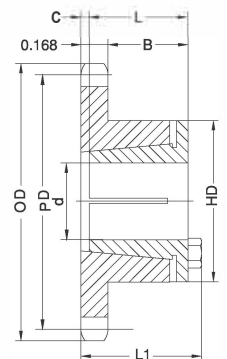
Type Cs

#35

3/8" Pitch

No. of Teeth	Part No.	Bushing	OD	PD	Max. Bore d	Type	L1	L	B	C	HD	App. Wt. (Lbs.)
15	H35G15	G	1.990	1.804	1	EB	1-11/32	1	1	5/32	2	0.30
16	H35G16	G	2.100	1.922	1	EB	1-11/32	1	1	5/32	2	0.30
17	H35G17	G	2.230	2.041	1	EB	1-11/32	1	1	5/32	2	0.30
18	H35G18	G	2.350	2.159	1	EB	1-11/32	1	1	5/32	2	0.30
19	H35G19	G	2.470	2.278	1	EB	1-1/4	1	29/32	1/16	2	0.30
19	H35H19	H	2.470	2.278	1-1/2	EB	1-1/2	1-1/4	1-5/32	1/16	2-1/2	0.50
20	H35H20	H	2.590	2.397	1-1/2	EB	1-1/2	1-1/4	1-5/32	1/16	2-1/2	0.50
21	H35H21	H	2.700	2.516	1-1/2	EB	1-1/2	1-1/4	1-5/32	1/16	2-1/2	0.60
22	H35H22	H	2.830	2.635	1-1/2	EB	1-1/2	1-1/4	1-5/32	1/16	2-1/2	0.70
23	H35H23	H	2.950	2.754	1-1/2	83	1-1/2	1-1/4	1-5/32	1/16	2-1/2	0.70
24	H35H24	H	3.050	2.873	1-1/2	83	1-1/2	1-1/4	1-5/32	1/16	2-1/2	0.80
25	H35H25	H	3.190	2.992	1-1/2	83	1-1/2	1-1/4	1-5/32	1/16	2-1/2	0.80
26	H35H26	H	3.310	3.111	1-1/2	83	1-1/2	1-1/4	1-5/32	1/16	2-1/2	0.80
28	H35H28	H	3.550	3.349	1-1/2	83	1-1/2	1-1/4	1-5/32	1/16	2-1/2	0.90
30	H35H30	H	3.790	3.588	1-1/2	EB	1-1/2	1-1/4	1-5/32	1/16	2-1/2	0.90
32	H35H32	H	4.030	3.826	1-1/2	EB	1-1/2	1-1/4	1-5/32	1/16	2-1/2	0.90
35	H35H35	H	4.390	4.183	1-1/2	EB	1-1/2	1-1/4	1-5/32	1/16	2-1/2	1.00
36	H35H36	H	4.510	4.303	1-1/2	EB	1-1/2	1-1/4	1-5/32	1/16	2-1/2	1.00
40	H35H40	H	4.990	4.780	1-1/2	EB	1-1/2	1-1/4	1-5/32	1/16	2-1/2	1.20
42	H35H42	H	5.230	5.018	1-1/2	EB	1-1/2	1-1/4	1-5/32	1/16	2-1/2	1.20
45	H35H45	H	5.590	5.379	1-1/2	EB	1-1/2	1-1/4	1-5/32	1/16	2-1/2	1.40
48	H35H48	H	5.950	5.734	1-1/2	EB	1-1/2	1-1/4	1-5/32	1/16	2-1/2	1.50
54	H35H54	H	6.660	6.449	1-1/2	83	1-1/2	1-1/4	1-5/32	1/16	2-1/2	1.80
60	H35H60	H	7.380	7.165	1-1/2	83	1-1/2	1-1/4	1-5/32	1/16	2-1/2	2.30
70	H35H70	H	8.580	8.358	1-1/2	83	1-1/2	1-1/4	1-5/32	1/16	2-1/2	2.80
72	H35H72	H	8.810	8.597	1-1/2	83	1-1/2	1-1/4	1-5/32	1/16	2-1/2	3.00
80	H35H80	H	9.770	9.552	1-1/2	83	1-1/2	1-1/4	1-5/32	1/16	2-1/2	3.80
84	H35H84	H	10.250	10.029	1-1/2	83	1-1/2	1-1/4	1-5/32	1/16	2-1/2	4.00
96	H35H96	H	11.680	11.461	1-1/2	EB	1-1/2	1-1/4	1-5/32	1/16	2-1/2	5.30
112	H35H112	H	13.590	13.371	1-1/2	EB	1-1/2	1-1/4	1-5/32	1/16	2-1/2	6.80

H - Denotes hardened teeth. Also available in unhardened teeth.

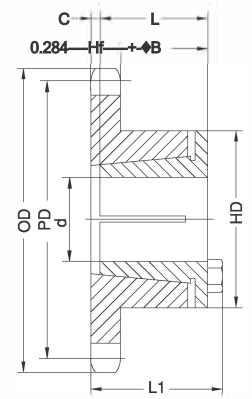


Type 83

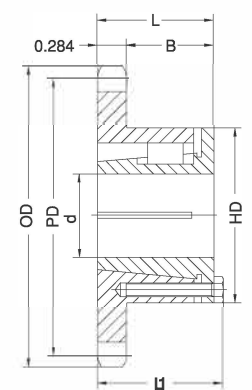
1/2" Pitch

#40

No. of Teeth	Part No.	Bushing	OD	PD	Max. Bore d	Type	L1	L	B	C	HD	App. Wt. (Lbs.)
12	H40G12	G	2.170	1.932	1	BB	1-1/2	1	1-1/32	5/16	2	0.30
13	H40G13	G	2.300	2.089	1	BB	1-1/2	1	1-1/32	5/16	2	0.40
14	H40G14	G	2.490	2.247	1	BB	1-1/2	1	1-1/32	5/16	2	0.50
15	H40H15	H	2.650	2.405	1-1/2	BB	1-19/32	1-1/4	1-1/8	5/32	2-1/2	0.50
16	H40G16	G	2.800	2.563	1	BB	1-1/4	1	25/32	1/16	2	0.40
16	H40H16	H	2.800	2.563	1-1/2	BB	1-19/32	1-1/4	1-1/8	5/32	2-1/2	0.60
17	H40H17	H	2.960	2.721	1-1/2	BB	1-1/2	1-1/4	1-1/32	1/16	2-1/2	0.60
18	H40H18	H	3.140	2.879	1-1/2	BB	1-1/2	1-1/4	1-1/32	1/16	2-1/2	0.70
18	H40P18	PI	3.140	2.879	1-3/4	B-	2-3/16	1-15/16	1-21/32		3	1.20
19	H40H19	H	3.300	3.038	1-1/2	BB	1-1/2	1-1/4	1-1/32	1/16	2-1/2	0.80
19	H40P19	PI	3.300	3.038	1-3/4	B-	2-3/16	1-15/16	1-21/32		3	1.30
20	H40H20	H	3.450	3.196	1-1/2	BB	1-1/2	1-1/4	1-1/32	1/16	2-1/2	0.80
20	H40P20	PI	3.450	3.196	1-3/4	B-	2-3/16	1-15/16	1-21/32		3	1.30
21	H40H21	H	3.620	3.355	1-1/2	BB	1-1/2	1-1/4	1-1/32	1/16	2-1/2	0.90
21	H40P21	PI	3.620	3.355	1-3/4	B-	2-3/16	1-15/16	1-21/32		3	1.50
22	H40H22	H	3.750	3.513	1-1/2	BB	1-1/2	1-1/4	1-1/32	1/16	2-1/2	0.90
22	H40P22	PI	3.750	3.513	1-3/4	B-	2-3/16	1-15/16	1-21/32		3	0.60
23	H40H23	H	3.940	3.672	1-1/2	BB	1-1/2	1-1/4	1-1/32	1/16	2-1/2	1.00
23	H40P23	PI	3.940	3.672	1-3/4	B-	2-3/16	1-15/16	1-21/32		3	1.70
24	H40H24	H	4.100	3.831	1-1/2	BB	1-1/2	1-1/4	1-1/32	1/16	2-1/2	1.20
24	H40P24	PI	4.100	3.831	1-3/4	B-	2-3/16	1-15/16	1-21/32		3	1.80
25	H40H25	H	4.260	3.989	1-1/2	BB	1-1/2	1-1/4	1-1/32	1/16	2-1/2	1.30
25	H40P25	PI	4.260	3.989	1-3/4	B-	2-3/16	1-15/16	1-21/32		3	2.00
26	H40H26	H	4.420	4.148	1-1/2	BB	1-1/2	1-1/4	1-1/32	1/16	2-1/2	1.40
26	H40P26	PI	4.420	4.148	1-3/4	B-	2-3/16	1-15/16	1-21/32		3	2.00
27	H40H27	H	4.580	4.307	1-1/2	BB	1-1/2	1-1/4	1-1/32	1/16	2-1/2	1.40
27	H40P27	PI	4.580	4.307	1-3/4	B-	2-3/16	1-15/16	1-21/32		3	2.10
28	H40H28	H	4.740	4.466	1-1/2	BB	1-1/2	1-1/4	1-1/32	1/16	2-1/2	1.50
28	H40P28	PI	4.740	4.466	1-3/4	B-	2-3/16	1-15/16	1-21/32		3	2.20
29	H40P29	PI	4.900	4.625	1-3/4	B-	2-3/16	1-15/16	1-21/32		3	2.30
30	H40H30	H	5.060	4.783	1-1/2	BB	1-1/2	1-1/4	1-1/32	1/16	2-1/2	1.60
30	H40P30	PI	5.060	4.783	1-3/4	B-	2-3/16	1-15/16	1-21/32		3	2.40
31	H40P31	PI	5.220	4.942	1-3/4	B-	2-3/16	1-15/16	1-21/32		3	2.50
32	H40P32	PI	5.380	5.101	1-3/4	B-	2-3/16	1-15/16	1-21/32		3	2.60
33	H40P33	PI	5.540	5.260	1-3/4	B-	2-3/16	1-15/16	1-21/32		3	2.60
34	H40P34	PI	5.700	5.419	1-3/4	B-	2-3/16	1-15/16	1-21/32		3	2.80
35	H40P35	PI	5.860	5.578	1-3/4	B-	2-3/16	1-15/16	1-21/32		3	2.90
36	H40P36	PI	6.020	5.737	1-3/4	B-	2-3/16	1-15/16	1-21/32		3	3.10
37	H40P37	PI	6.180	5.896	1-3/4	B-	2-3/16	1-15/16	1-21/32		3	3.30
38	H40P38	PI	6.330	6.055	1-3/4	B-	2-3/16	1-15/16	1-21/32		3	3.30
40	H40PH40	PI	6.650	6.373	1-3/4	B-	2-3/16	1-15/16	1-21/32		3	3.50
41	H40P41	PI	6.810	6.532	1-3/4	B-	2-3/16	1-15/16	1-21/32		3	3.60
42	H40P42	PI	6.970	6.691	1-3/4	B-	2-3/16	1-15/16	1-21/32		3	3.90
44	H40P44	PI	7.290	7.009	1-3/4	B-	2-3/16	1-15/16	1-21/32		3	4.00
45	H40P45	PI	7.450	7.168	1-3/4	B-	2-3/16	1-15/16	1-21/32		3	4.20
47	H40P47	PI	7.770	7.486	1-3/4	B-	2-3/16	1-15/16	1-21/32		3	4.60
48	H40P48	PI	7.930	7.645	1-3/4	B-	2-3/16	1-15/16	1-21/32		3	4.80
50	H40P50	PI	8.250	7.963	1-3/4	B-	2-3/16	1-15/16	1-21/32		3	5.00
54	H40P54	PI	8.890	8.599	1-3/4	B-	2-3/16	1-15/16	1-21/32		3	5.50
56	H40P56	PI	9.200	8.917	1-3/4	B-	2-3/16	1-15/16	1-21/32		3	5.90
60	H40P60	PI	9.840	9.554	1-3/4	B-	2-3/16	1-15/16	1-21/32		3	6.60
60	H40060	01	9.840	9.554	2-11/16	B-	2-25/32	2-1/2	2-7/32		4-1/8	8.80
70	H40P70	PI	11.430	11.145	1-3/4	B-	2-3/16	1-15/16	1-21/32		3	8.60
70	H40070	01	11.430	11.145	2-11/16	B-	2-25/32	2-1/2	2-7/32		4-1/8	11.00
72	H40072	01	11.750	11.463	2-11/16	B-	2-25/32	2-1/2	2-7/32		4-1/8	11.20
80	H40080	01	13.030	12.736	2-11/16	B-	2-25/32	2-1/2	2-7/32		4-1/8	13.10
84	H40084	01	13.660	13.372	2-11/16	B-	2-25/32	2-1/2	2-7/32		4-1/8	14.10
96	H40096	01	15.570	15.281	2-11/16	B-	2-25/32	2-1/2	2-7/32		4-1/8	17.30
112	H400112	01	18.120	17.828	2-11/16	B-	2-25/32	2-1/2	2-7/32		4-1/8	12.80



Type 83



Type B4

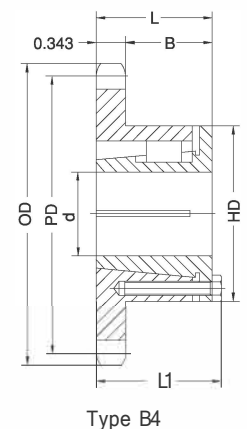
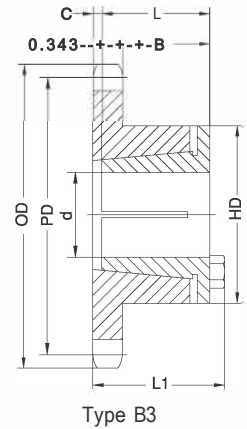
H - Denotes hardened teeth. Also available in unhardened teeth.



#50

5/8" Pitch

No. of Teeth	Part No.	Bushing	OD	PD	Max. Bore d	Type	L1	L		C		App. Wt. (Lbs.)
11	H50G11	G	2.500	2.219	1	BB	1-19/32	1	1-1/16	13/32	2	0.50
12	H50G12	G	2.700	2.415	1	BB	1-19/32	1	1-7/16	13/32	H D	0.50
13	H50H13	H	2.910	2.612	1-1/2	BB	1-21/32	1-1/4	1-1/8	7/32	2-1/2	0.60
14	H50H14	H	3.110	2.809	1-1/2	BB	1-19/32	1-1/4	1-1/16	5/32	2-1/2	0.60
15	H50H15	H	3.320	3.006	1-1/2	BB	1-1/2	1-1/4	1-1/16	5/32	2-1/2	0.80
15	H50P15	PI	3.320	3.006	1-3/4	B	2-3/16	1-15/16	1-19/32		3	1.10
16	H50H16	H	3.520	3.204	1-1/2	BB	1-1/2	1-1/4	1-1/16	5/32	2-1/2	0.90
16	H50P16	PI	3.520	3.204	1-3/4	B	2-3/16	1-15/16	1-19/32		3	1.30
17	H50H17	H	3.720	3.401	1-1/2	BB	1-1/2	1-1/4	1-1/16	5/32	2-1/2	1.00
17	H50P17	PI	3.720	3.401	1-3/4	B	2-3/16	1-15/16	1-19/32		3	1.40
18	H50H18	H	3.920	3.599	1-1/2	BB	1-1/2	1-1/4	1-1/16	5/32	2-1/2	1.00
18	H50P18	PI	3.920	3.599	1-3/4	B	2-3/16	1-15/16	1-19/32		3	1.60
19	H50H19	H	4.120	3.797	1-1/2	BB	1-1/2	1-1/4	31/32	1/16	2-1/2	1.10
19	H50P19	PI	4.120	3.797	1-3/4	B	2-3/16	1-15/16	1-19/32		3	1.80
20	H50H20	H	4.320	3.995	1-1/2	BB	1-1/2	1-1/4	31/32	1/16	2-1/2	1.50
20	H50P20	PI	4.320	3.995	1-3/4	B	2-3/16	1-15/16	1-19/32		3	2.00
21	H5021	H	4.520	4.194	1-1/2	B	2-1/2	1-1/4	31/32	1/16	3	2.10
21	H50P21	PI	4.520	4.194	1-3/4	B	2-3/16	1-15/16	1-19/32		3	2.10
22	H5022	H	4.700	4.392	1 1/2	B	1-1/2	1-1/4	31/32	1/16	3	2.30
22	H50P22	PI	4.700	4.392	1-3/4	B	2-3/16	1-15/16	1-19/32		3	2.30
23	H5023	H	4.920	3.599	1-1/2	B	1-1/2	1-1/4	31/32	1/16	3	2.40
23	H50P23	PI	4.920	3.599	1-3/4	B	2-3/16	1-15/16	1-19/32		3	2.40
23	H50023	O1	4.920	3.599	2-11/16	B	2-25/32	2-1/2	2-5/32		4-1/8	3.40
24	H5024	H	5.120	4.788	1-3/4	B	1-1/2	1-1/4	31/32	1/16	3	2.50
24	H50P24	PI	5.120	4.788	1-3/4	B	2-3/16	1-15/16	1-19/32		3	2.50
24	H50024	O1	5.120	4.788	2-11/16	B	2-25/32	2-1/2	2-5/32		4-1/8	3.40
25	H50P25	PI	5.320	4.987	1-3/4	B	2-3/16	1-15/16	1-19/32		3	2.60
25	H50025	O1	5.320	4.987	2-11/16	B	2-25/32	2-1/2	2-5/32		4-1/8	3.70
26	H50P26	PI	5.520	5.185	1-3/4	B	2-3/16	1-15/16	1-19/32		3	2.90
26	H50026	O1	5.520	5.185	2-11/16	B	2-25/32	2-1/2	2-5/32		4-1/8	3.80
27	H50P27	PI	5.720	5.384	1-3/4	B	2-3/16	1-15/16	1-19/32		3	3.00
27	H50027	O1	5.720	5.384	2-11/16	B	2-25/32	2-1/2	2-5/32		4-1/8	3.90
28	H50P28	PI	5.920	5.582	1-3/4	B	2-3/16	1-15/16	1-19/32		3	3.20
28	H50028	O1	5.920	5.582	2-11/16	B	2-25/32	2-1/2	2-5/32		4-1/8	4.00
29	H50P29	PI	6.120	5.781	1-3/4	B	2-3/16	1-15/16	1-19/32		3	3.30
30	H50P30	PI	6.320	5.979	1-3/4	B	2-3/16	1-15/16	1-19/32		3	3.50
30	H50030	O1	6.320	5.979	2-11/16	B	2-25/32	2-1/2	2-5/32		4-1/8	5.60
31	H50P31	PI	6.520	6.178	1-3/4	B	2-3/16	1-15/16	1-19/32		3	3.60
32	H50P32	PI	6.720	6.376	1-3/4	B	2-3/16	1-15/16	1-19/32		3	3.90
32	H50032	O1	6.720	6.376	2-11/16	B	2-25/32	2-1/2	2-5/32		4-1/8	6.10
33	H50P33	PI	6.920	6.575	1-3/4	B	2-3/16	1-15/16	1-19/32		3	4.10
34	H50P34	PI	7.120	6.774	1-3/4	B	2-3/16	1-15/16	1-19/32		3	4.30
35	H50P35	PI	7.320	6.972	1-3/4	B	2-3/16	1-15/16	1-19/32		3	4.30
35	H50035	O1	7.320	6.972	2-11/16	B	2-25/32	2-1/2	2-5/32		4-1/8	6.80
36	H50P36	PI	7.520	7.171	1-3/4	B	2-3/16	1-15/16	1-19/32		3	4.80
36	H50036	O1	7.520	7.171	2-11/16	B	2-25/32	2-1/2	2-5/32		4-1/8	6.80
37	H50037	O1	7.720	7.370	2-11/16	B	2-25/32	2-1/2	2-5/32		4-1/8	7.00
38	H50038	O1	7.920	7.569	2-11/16	B	2-25/32	2-1/2	2-5/32		4-1/8	7.40
39	H50039	O1	8.120	7.767	2-11/16	B	2-25/32	2-1/2	2-5/32		4-1/8	7.60
40	H50Q40	O1	8.320	7.966	2-11/16	B	2-25/32	2-1/2	2-5/32		4-1/8	8.00
41	H50Q41	O1	8.520	8.165	2-11/16	B	2-25/32	2-1/2	2-5/32		4-1/8	8.20
42	H50Q42	O1	8.720	8.363	2-11/16	B	2-25/32	2-1/2	2-5/32		4-1/8	8.30
44	H50Q44	O1	9.110	8.761	2-11/16	B	2-25/32	2-1/2	2-5/32		4-1/8	8.60
45	H50045	O1	9.310	8.960	2-11/16	B	2-25/32	2-1/2	2-5/32		4-1/8	9.00
47	H50Q47	O1	9.710	9.357	2-11/16	B	2-25/32	2-1/2	2-5/32		4-1/8	9.30
48	H50048	O1	9.910	9.556	2-11/16	B	2-25/32	2-1/2	2-5/32		4-1/8	9.60
50	H50050	O1	10.310	9.954	2-11/16	B	2-25/32	2-1/2	2-5/32		4-1/8	9.80
54	H50054	O1	11.110	10.749	2-11/16	B	2-25/32	2-1/2	2-5/32		4-1/8	11.30
56	H50056	O1	11.500	11.147	2-11/16	B	2-25/32	2-1/2	2-5/32		4-1/8	12.30
60	H50060	O1	12.300	11.942	2-11/16	B	2-25/32	2-1/2	2-5/32		4-1/8	13.30
70	H50070	O1	14.290	13.931	2-11/16	B	2-25/32	2-1/2	2-5/32		4-1/8	16.90
72	H50072	O1	14.690	14.329	2-11/16	B	2-25/32	2-1/2	2-5/32		4-1/8	18.10
80	H50080	O1	16.280	15.920	2-11/16	B	2-25/32	2-1/2	2-5/32		4-1/8	21.10
84	H50084	O1	17.080	16.715	2-11/16	B	2-25/32	2-1/2	2-5/32		4-1/8	24.30
96	H50096	O1	19.470	19.102	2-11/16	B	2-25/32	2-1/2	2-5/32		4-1/8	29.80
112	H500112	O1	22.650	22.285	2-11/16	B	2-25/32	2-1/2	2-5/32		4-1/8	39.30

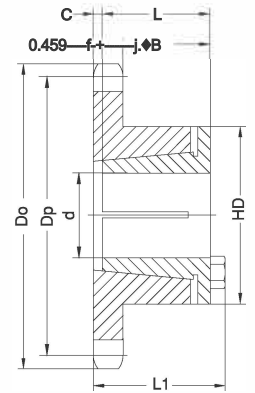


H - Denotes hardened teeth. Also available in unhardened teeth.

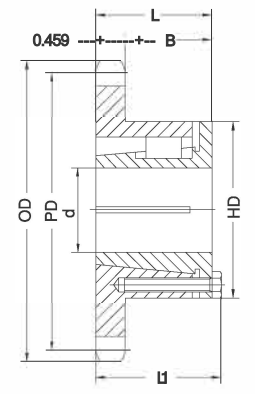
3/4" Pitch

#80

No. of Teet	Part No.	Bushing	OD	PD	Max. Bore d	Type	L1	L	B	C	HD	App. Wt. (Lbs.)
10	H60G10	G	2.760	2.427	1	83	1-3/4	1	1-3/32	9/16	2	0.60
11	H60H11	H	2.960	2.662	1-1/2	83	1-13/16	1-1/4	1-5/32	3/8	2-1/2	0.70
12	H60H12	H	3.250	2.898	1-1/2	83	1-3/4	1-1/4	1-3/32	5/16	2-1/2	0.80
13	H60H13	H	3.450	3.134	1-1/2	83	1-1/2	1-1/4	27/32	1/16	2-1/2	0.80
13	H60P13	PI	3.450	3.134	1-3/4	B*	2-3/16	1-15/16	1-15/32		3	1.10
14	H60H14	H	3.740	3.371	1-1/2	83	1-1/2	1-1/4	27/32	1/16	2-1/2	1.00
14	H60P14	PI	3.740	3.371	1-3/4	B*	2-3/16	1-15/16	1-15/32		3	1.20
15	H60H15	H	3.980	3.607	1-1/2	83	1-1/2	1-1/4	27/32	1/16	2-1/2	1.20
15	H60P15	PI	3.980	3.607	1-3/4	B*	2-3/16	1-15/16	1-15/32		3	1.60
16	H60P16	PI	4.220	3.844	1-3/4	B*	2-3/16	1-15/16	1-15/32		3	2.00
17	H60P17	PI	4.460	4.082	1-3/4	B*	2-3/16	1-15/16	1-15/32		3	2.20
18	H60P18	PI	4.700	4.319	1-3/4	B*	2-3/16	1-15/16	1-15/32		3	2.40
19	H60P19	PI	4.950	4.557	1-3/4	B*	2-3/16	1-15/16	1-15/32		3	2.50
20	H60P20	PI	5.190	4.794	1-3/4	B*	2-3/16	1-15/16	1-15/32		3	3.00
20	H60020	O1	5.190	4.794	2-11/16	B*	2-25/32	2-1/2	2-1/32		4-1/8	3.50
21	H60P21	PI	5.430	5.032	1-3/4	B*	2-3/16	1-15/16	1-15/32		3	3.00
21	H60021	O1	5.430	5.032	2-11/16	B*	2-25/32	2-1/2	2-1/32		4-1/8	3.80
22	H60P22	PI	5.670	5.270	1-3/4	B*	2-3/16	1-15/16	1-15/32		3	3.30
22	H60022	O1	5.670	5.270	2-11/16	B*	2-25/32	2-1/2	2-1/32		4-1/8	4.10
23	H60P23	PI	5.910	5.508	1-3/4	B*	2-3/16	1-15/16	1-15/32		3	3.50
23	H60023	O1	5.910	5.508	2-11/16	B*	2-25/32	2-1/2	2-1/32		4-1/8	4.30
24	H60P24	PI	6.150	5.746	1-3/4	B*	2-3/16	1-15/16	1-15/32		3	3.90
24	H60024	O1	6.150	5.746	2-11/16	B*	2-25/32	2-1/2	2-1/32		4-1/8	4.50
25	H60P25	PI	6.390	5.984	1-3/4	B*	2-3/16	1-15/16	1-15/32		3	4.30
25	H60025	O1	6.390	5.984	2-11/16	B*	2-25/32	2-1/2	2-1/32		4-1/8	6.00
26	H60P26	PI	6.630	6.222	1-3/4	B*	2-3/16	1-15/16	1-15/32		3	4.30
26	H60026	O1	6.630	6.222	2-11/16	B*	2-25/32	2-1/2	2-1/32		4-1/8	6.40
27	H60P27	PI	6.870	6.460	1-3/4	B*	2-3/16	1-15/16	1-15/32		3	4.60
27	H60027	O1	6.870	6.460	2-11/16	B*	2-25/32	2-1/2	2-1/32		4-1/8	6.60
28	H60P28	PI	7.110	6.699	1-3/4	B*	2-3/16	1-15/16	1-15/32		3	5.00
28	H60028	O1	7.110	6.699	2-11/16	B*	2-25/32	2-1/2	2-1/32		4-1/8	6.90
29	H60029	O1	7.350	6.937	2-11/16	B*	2-25/32	2-1/2	2-1/32		4-1/8	7.30
30	H60P30	PI	7.590	7.175	1-3/4	B*	2-3/16	1-15/16	1-15/32		3	5.60
30	H60030	O1	7.590	7.175	2-11/16	B*	2-25/32	2-1/2	2-1/32		4-1/8	7.70
31	H60031	O1	7.830	7.413	2-11/16	B*	2-25/32	2-1/2	2-1/32		4-1/8	7.80
32	H60032	O1	8.070	7.652	2-11/16	B*	2-25/32	2-1/2	2-1/32		4-1/8	8.30
33	H60033	O1	8.300	7.890	2-11/16	B*	2-25/32	2-1/2	2-1/32		4-1/8	8.70
34	H60034	O1	8.540	8.129	2-11/16	B*	2-25/32	2-1/2	2-1/32		4-1/8	9.10
35	H60035	O1	8.780	8.367	2-11/16	B*	2-25/32	2-1/2	2-1/32		4-1/8	9.30
36	H60036	O1	9.020	8.605	2-11/16	B*	2-25/32	2-1/2	2-1/32		4-1/8	9.90
37	H60037	O1	9.260	8.844	2-11/16	B*	2-25/32	2-1/2	2-1/32		4-1/8	10.30
38	H60038	O1	9.500	9.082	2-11/16	B*	2-25/32	2-1/2	2-1/32		4-1/8	10.60
39	H60039	O1	9.740	9.321	2-11/16	B*	2-25/32	2-1/2	2-1/32		4-1/8	11.10
40	H60040	O1	9.980	9.559	2-11/16	B*	2-25/32	2-1/2	2-1/32		4-1/8	11.60
41	H60041	O1	10.220	9.798	2-11/16	B*	2-25/32	2-1/2	2-1/32		4-1/8	11.90
42	H60042	O1	10.460	10.036	2-11/16	B*	2-25/32	2-1/2	2-1/32		4-1/8	12.60
44	H60044	O1	10.940	10.513	2-11/16	B*	2-25/32	2-1/2	2-1/32		4-1/8	13.40
45	H60045	O1	11.180	10.752	2-11/16	B*	2-25/32	2-1/2	2-1/32		4-1/8	13.90
47	H60047	O1	11.650	11.229	2-11/16	B*	2-25/32	2-1/2	2-1/32		4-1/8	16.30
48	H60048	O1	11.890	11.467	2-11/16	B*	2-25/32	2-1/2	2-1/32		4-1/8	16.40
50	H60050	O1	12.370	11.945	2-11/16	B*	2-25/32	2-1/2	2-1/32		4-1/8	16.90
54	H60054	O1	13.330	12.899	2-11/16	B*	2-25/32	2-1/2	2-1/32		4-1/8	19.60
56	H60056	O1	13.810	13.376	2-11/16	B*	2-25/32	2-1/2	2-1/32		4-1/8	20.30
60	H60060	O1	14.730	14.331	2-11/16	B*	2-25/32	2-1/2	2-1/32		4-1/8	22.90
70	H60070	O1	17.120	16.717	2-11/16	B*	2-25/32	2-1/2	2-1/32		4-1/8	30.90
70	H60R70	RI	17.120	16.717	3-3/4	B*	3-5/32	2-7/8	2-13/32		5-3/8	31.80
72	H60072	O1	17.630	17.194	2-11/16	B*	2-25/32	2-1/2	2-1/32		4-1/8	31.90
72	H60R72	RI	17.630	17.194	3-3/4	B*	3-5/32	2-7/8	2-13/32		5-3/8	34.10
80	H60080	O1	19.540	19.103	2-11/16	B*	2-25/32	2-1/2	2-1/32		4-1/8	39.10
80	H60R80	RI	19.540	19.103	3-3/4	B*	3-5/32	2-7/8	2-13/32		5-3/8	41.50
84	H60084	O1	20.490	20.058	2-11/16	B*	2-25/32	2-1/2	2-1/32		4-1/8	41.60
84	H60R84	RI	20.490	20.058	3-3/4	B*	3-5/32	2-7/8	2-13/32		5-3/8	44.80
96	H60096	O1	23.360	22.922	2-11/16	B*	2-25/32	2-1/2	2-1/32		4-1/8	54.00
96	H60R96	RI	23.360	22.922	3-3/4	B*	3-5/32	2-7/8	2-13/32		5-3/8	56.00
112	H600112	O1	27.180	26.742	2-11/16	B*	2-25/32	2-1/2	2-1/32		4-1/8	73.00
112	H60R112	RI	27.180	26.742	3-3/4	B*	3-5/32	2-7/8	2-13/32		5-3/8	74.50



Type 83



Type B.

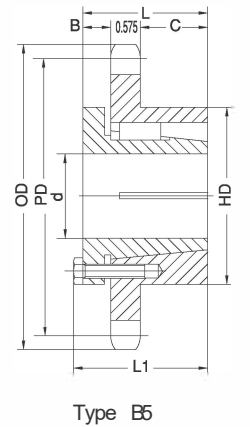
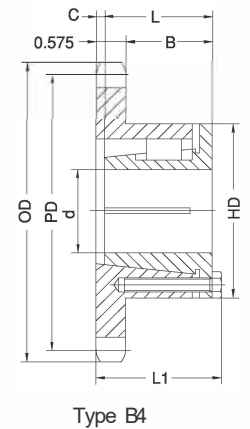
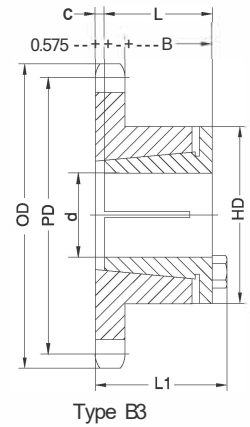


H - Denotes hardened teeth. Also available in unhardened teeth.

#80

1" Pitch

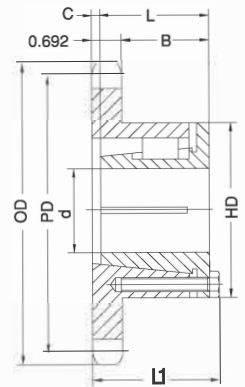
No. of Teeth	Part No.	Bushing	OD	PD	Max. Bore d	Type	L1	L	B	C	HD	App. Wt. (Lbs.)
10	H80H10	H	3.680	3.236	1-1/2	BJ	2-3/32	1	1-21/64	21/32	2-1/2	2.00
11	H80H11	H	3.980	3.550	1-1/2	BJ	1-1/2	1	3/4	1/16	2-1/2	1.30
11	H80P11	PI	3.980	3.550	1-3/4	B-	2-11/32	1-15/16	1-17/32	5/32	3	1.80
12	H80P12	PI	4.330	3.864	1-3/4	B-	2-3/16	1-15/16	1-3/8		3	2.00
13	H80P13	PI	4.660	4.179	1-3/4	B-	2-3/16	1-15/16	1-3/8		3	2.30
14	H80P14	PI	4.980	4.494	1-3/4	B-	2-3/16	1-15/16	1-3/8		3	2.70
14	H80014	O1	4.980	4.494	2-11/16	B-	2-25/32	2-1/2	1-15/16		4-1/8	3.00
15	H80P15	PI	5.310	4.810	1-3/4	B-	2-3/16	1-15/16	1-3/8		3	3.20
15	H80015	O1	5.310	4.810	2-11/16	B-	2-25/32	2-1/2	1-15/16		4-1/8	3.60
16	H80P16	PI	5.630	5.126	1-3/4	B-	2-3/16	1-15/16	1-3/8		3	3.60
16	H80016	O1	5.630	5.126	2-11/16	B-	2-25/32	2-1/2	1-15/16		4-1/8	4.60
17	H80P17	PI	5.950	5.442	1-3/4	B-	2-3/16	1-15/16	1-3/8		3	3.90
17	H80017	O1	5.950	5.442	2-11/16	B-	2-25/32	2-1/2	1-15/16		4-1/8	5.40
18	H80P18	PI	6.270	5.759	1-3/4	B-	2-3/16	1-15/16	1-3/8		3	4.50
18	H80018	O1	6.270	5.759	2-11/16	B-	2-25/32	2-1/2	1-15/16		4-1/8	6.00
19	H80P19	PI	6.590	6.079	1-3/4	B-	2-3/16	1-15/16	1-3/8		3	4.80
19	H80019	O1	6.590	6.079	2-11/16	B-	2-25/32	2-1/2	1-15/16		4-1/8	6.40
20	H80020	O1	6.910	6.392	2-11/16	B-	2-25/32	2-1/2	1-15/16		4-1/8	6.90
21	H80021	O1	7.240	6.710	2-11/16	B-	2-25/32	2-1/2	1-15/16		4-1/8	7.40
22	H80022	O1	7.560	7.027	2-11/16	B-	2-25/32	2-1/2	1-15/16		4-1/8	8.00
23	H80023	O1	7.880	7.344	2-11/16	B-	2-25/32	2-1/2	1-15/16		4-1/8	8.50
24	H80024	O1	8.200	7.661	2-11/16	B-	2-25/32	2-1/2	1-15/16		4-1/8	9.30
25	H80025	O1	8.520	7.979	2-11/16	B-	2-25/32	2-1/2	1-15/16		4-1/8	9.90
26	H80026	O1	8.840	8.296	2-11/16	B-	2-25/32	2-1/2	1-15/16		4-1/8	10.40
27	H80027	O1	9.160	8.614	2-11/16	B-	2-25/32	2-1/2	1-15/16		4-1/8	10.90
28	H80028	O1	9.480	8.931	2-11/16	B-	2-25/32	2-1/2	1-15/16		4-1/8	11.50
29	H80029	O1	9.800	9.567	2-11/16	B-	2-25/32	2-1/2	1-15/16		4-1/8	12.50
30	H80030	O1	10.110	9.567	2-11/16	B-	2-25/32	2-1/2	1-15/16		4-1/8	13.00
31	H80031	O1	10.430	9.885	2-11/16	B-	2-25/32	2-1/2	1-15/16		4-1/8	13.90
32	H80032	O1	10.750	10.202	2-11/16	B-	2-25/32	2-1/2	1-15/16		4-1/8	14.80
33	H80033	O1	11.070	10.520	2-11/16	B-	2-25/32	2-1/2	1-15/16		4-1/8	15.50
34	H80034	O1	11.390	10.838	2-11/16	B-	2-25/32	2-1/2	1-15/16		4-1/8	16.30
35	H80035	O1	11.710	11.156	2-11/16	B-	2-25/32	2-1/2	1-15/16		4-1/8	17.80
36	H80036	O1	11.980	11.474	2-11/16	B-	2-25/32	2-1/2	1-15/16		4-1/8	18.10
36	H80R36	RI	11.980	11.474	3-3/4	B-	3-5/32	2-7/8	2-5/16		5-3/8	19.50
37	H80037	O1	12.350	11.792	2-11/16	B-	2-25/32	2-1/2	1-15/16		4-1/8	18.50
38	H80038	O1	12.670	12.110	2-11/16	B-	2-25/32	2-1/2	1-15/16		4-1/8	20.00
39	H80R39	RI	12.990	12.428	3-3/4	B-	3-5/32	2-7/8	2-5/16		5-3/8	22.80
40	H80040	O1	13.310	12.746	2-11/16	B-	2-25/32	2-1/2	1-15/16		4-1/8	21.90
40	H80R40	RI	13.310	12.746	3-3/4	B-	3-5/32	2-7/8	2-5/16		5-3/8	23.40
41	H80R41	RI	13.630	13.064	3-3/4	B-	3-5/32	2-7/8	2-5/16		5-3/8	23.90
42	H80042	O1	13.940	13.382	2-11/16	B-	2-25/32	2-1/2	1-15/16		4-1/8	23.80
42	H80R42	RI	13.940	13.382	3-3/4	B-	3-5/32	2-7/8	2-5/16		5-3/8	25.40
44	H80R44	RI	14.580	14.018	3-3/4	B-	3-5/32	2-7/8	2-5/16		5-3/8	27.20
45	H80045	O1	14.900	14.336	2-11/16	B-	2-25/32	2-1/2	1-15/16		4-1/8	27.80
45	H80R45	RI	14.900	14.336	3-3/4	B-	3-5/32	2-7/8	2-5/16		5-3/8	28.50
47	H80R47	RI	15.540	14.972	3-3/4	B-	3-5/32	2-7/8	2-5/16		5-3/8	31.00
48	H80048	O1	15.860	15.290	2-11/16	B-	2-25/32	2-1/2	1-15/16		4-1/8	30.80
48	H80R48	RI	15.860	15.290	3-3/4	B-	3-5/32	2-7/8	2-5/16		5-3/8	32.30
50	H80R50	RI	16.500	15.926	3-3/4	B-	3-5/32	2-7/8	2-5/16		5-3/8	35.10
54	H80054	O1	17.770	17.198	2-11/16	B-	2-25/32	2-1/2	1-15/16		4-1/8	38.50
54	H80R54	RI	17.770	17.198	3-3/4	B-	3-5/32	2-7/8	2-5/16		5-3/8	40.80
56	H80R56	RI	18.410	17.835	3-3/4	B-	3-5/32	2-7/8	2-5/16		5-3/8	44.00
60	H80060	O1	19.680	19.107	2-11/16	B-	2-25/32	2-1/2	1-15/16		4-1/8	46.80
60	H80R60	RI	19.680	19.107	3-3/4	B-	3-5/32	2-7/8	2-5/16		5-3/8	47.30
70	H80070	O1	22.830	22.289	2-11/16	B-	2-25/32	2-1/2	2-5/16		4-1/8	60.00
70	H80R70	RI	22.830	22.289	3-3/4	B-	3-5/32	2-7/8	2-5/16		5-3/8	63.50
72	H80072	O1	23.460	22.926	2-11/16	B-	2-25/32	2-1/2	2-5/16		4-1/8	67.50
72	H80R72	RI	23.460	22.926	3-3/4	Bs	3-5/32	2-7/8	7/8	1-7/16	5-3/8	69.40
80	H80RH8C	RI	26.010	25.471	3-3/4	Bs	3-5/32	2-7/8	7/8	1-7/16	5-3/8	85.00
84	H80R84	RI	27.330	26.744	3-3/4	Bs	3-5/32	2-7/8	7/8	1-7/16	5-3/8	90.00
96	H80R96	RI	31.150	30.563	3-3/4	Bs	3-5/32	2-7/8	7/8	1-7/16	5-3/8	110.00
112	H80S112	SI	36.240	35.655	4-1/4	Bs	4-3/4	4-3/8	1-1/8	2-3/4	6-3/8	165.00



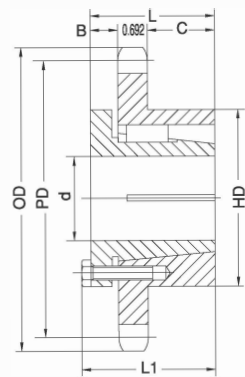
H - Denotes hardened teeth. Also available in unhardened teeth.

1-1/4" Pitch

No. of Teeth	Part No.	Bushing	OD	PD	Max. Bore d	Type	L1	L	B	C	HD	App. Wt. (Lbs.)
11	H100P11	P1	5.010	4.437	1-3/4	S.	2-3/16	1-15/16	1-1/4		3	3.00
12	H100Q12	Q1	5.420	4.830	2-11/16	S.	2-27/32	2-1/2	1-7/8	1/16	4-1/8	3.50
13	H100Q13	Q1	5.820	5.223	2-11/16	S.	2-27/32	2-1/2	1-7/8	1/16	4-1/8	4.30
14	H100Q14	Q1	6.230	5.617	2-11/16	S.	2-25/32	2-1/2	1-13/16		4-1/8	5.60
15	H100Q15	Q1	6.630	6.012	2-11/16	S.	2-25/32	2-1/2	1-13/16		4-1/8	6.50
16	H100Q16	Q1	7.030	6.407	2-11/16	S.	2-25/32	2-1/2	1-13/16		4-1/8	7.40
17	H100Q17	Q1	7.440	6.803	2-11/16	S.	2-25/32	2-1/2	1-13/16		4-1/8	8.20
17	H100R17	R1	7.440	6.803	3-3/4	B*	3-5/32	2-7/8	2-3/16		5-3/8	8.20
18	H100Q18	Q1	7.840	7.198	2-11/16	S.	2-25/32	2-1/2	1-13/16		4-1/8	9.00
19	H100Q19	Q1	8.240	7.595	2-11/16	S.	2-25/32	2-1/2	1-13/16		4-1/8	9.90
20	H100Q20	Q1	8.640	7.991	2-11/16	S.	2-25/32	2-1/2	1-13/16		4-1/8	10.80
21	H100Q21	Q1	9.040	8.387	2-11/16	S.	2-25/32	2-1/2	1-13/16		4-1/8	11.70
21	H100R21	R1	9.040	8.387	3-3/4	S.	3-5/32	2-7/8	2-3/16		5-3/8	13.30
22	H100Q22	Q1	9.440	8.783	2-11/16	S.	2-25/32	2-1/2	1-13/16		4-1/8	12.50
23	H100Q23	Q1	9.840	9.180	2-11/16	S.	2-25/32	2-1/2	1-13/16		4-1/8	13.90
24	H100Q24	Q1	10.250	9.577	2-11/16	S.	2-25/32	2-1/2	1-13/16		4-1/8	15.50
24	H100R24	R1	10.250	9.577	3-3/4	S.	3-5/32	2-7/8	2-3/16		5-3/8	16.10
25	H100Q25	Q1	10.650	9.973	2-11/16	S.	2-25/32	2-1/2	1-13/16		4-1/8	16.20
25	H100R25	R1	10.650	9.973	3-3/4	S.	3-5/32	2-7/8	2-3/16		5-3/8	17.00
26	H100Q26	Q1	11.050	10.370	2-11/16	S.	2-25/32	2-1/2	1-13/16		4-1/8	17.90
26	H100R26	R1	11.050	10.370	3-3/4	S.	3-5/32	2-7/8	2-3/16		5-3/8	18.50
27	H100Q27	Q1	11.450	10.767	2-11/16	S.	2-25/32	2-1/2	1-13/16		4-1/8	18.20
27	H100R27	R1	11.450	10.767	3-3/4	S.	3-5/32	2-7/8	2-3/16		5-3/8	19.60
28	H100Q28	Q1	11.840	11.164	2-11/16	S.	2-25/32	2-1/2	1-13/16		4-1/8	19.90
28	H100R28	R1	11.840	11.164	3-3/4	S.	3-5/32	2-7/8	2-3/16		5-3/8	21.00
30	H100Q30	Q1	12.640	11.958	2-11/16	S.	2-25/32	2-1/2	1-13/16		4-1/8	22.60
30	H100R30	R1	12.640	11.958	3-3/4	S.	3-5/32	2-7/8	2-3/16		5-3/8	24.50
31	H100R31	R1	13.040	12.356	3-3/4	S.	3-5/32	2-7/8	2-3/16		5-3/8	25.80
32	H100Q32	Q1	13.440	12.753	2-11/16	S.	2-25/32	2-1/2	1-13/16		4-1/8	25.30
32	H100R32	R1	13.440	12.753	3-3/4	S.	3-5/32	2-7/8	2-3/16		5-3/8	26.50
35	H100Q35	Q1	14.640	13.945	2-11/16	S.	2-25/32	2-1/2	1-13/16		4-1/8	30.20
35	H100R35	R1	14.640	13.945	3-3/4	S.	3-5/32	2-7/8	2-3/16		5-3/8	29.80
36	H100R36	R1	15.040	14.342	3-3/4	S.	3-5/32	2-7/8	2-3/16		5-3/8	33.00
40	H100R40	R1	16.630	15.932	3-3/4	S.	3-5/32	2-7/8	2-3/16		5-3/8	40.90
42	H100R42	R1	17.430	16.727	3-3/4	S.	3-5/32	2-7/8	2-3/16		5-3/8	44.30
45	H100R45	R1	18.630	17.920	3-3/4	S.	3-5/32	2-7/8	2-3/16		5-3/8	50.50
48	H100R48	R1	19.820	19.112	3-3/4	S.	3-5/32	2-7/8	2-3/16		5-3/8	57.50
54	H100R54	R1	22.210	21.498	3-3/4	Bs	3-5/32	2-7/8	7/8	1-5/16	5-3/8	69.00
60	H100R60	R1	24.550	23.884	3-3/4	Bs	3-5/32	2-7/8	7/8	1-5/16	5-3/8	84.00
70	H100R70	R1	28.530	27.862	3-3/4	Bs	3-5/32	2-7/8	7/8	1-5/16	5-3/8	104.00
72	H100R72	R1	29.330	28.657	3-3/4	Bs	3-5/32	2-7/8	7/8	1-5/16	5-3/8	106.00
80	H100R80	R1	32.520	31.839	3-3/4	Bs	3-5/32	2-7/8	7/8	1-5/16	5-3/8	135.00
84	H100R84	R1	34.110	33.430	3-3/4	Bs	3-5/32	2-7/8	7/8	1-5/16	5-3/8	138.00



Type B4



Type Bs

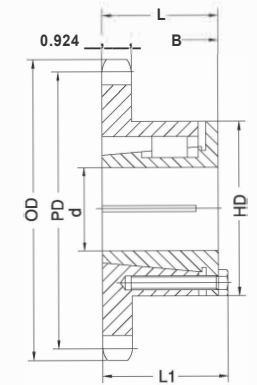


H - Denotes hardened teeth. Also available in unhardened teeth.

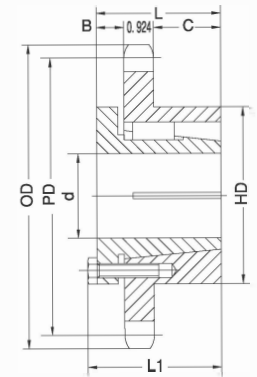
#120

1-1/2" Pitch

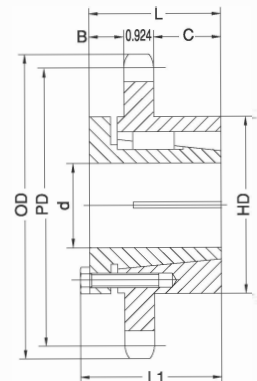
No. of Teeth	Part No.	Bushing	OD	PD	Max. Bore d	Type	L1	L	B	C	HD	App. Wt. (Lbs.)
11	H120011	01	6.010	5.324	2-11/16	B•	2-25/32	2-1/2	1-9/16		4-1/8	4.80
12	H120012	01	6.500	5.796	2-11/16	B•	2-25/32	2-1/2	1-9/16		4-1/8	6.30
13	H120013	01	6.990	6.268	2-11/16	B•	2-25/32	2-1/2	1-9/16		4-1/8	7.90
14	H120014	01	7.470	6.741	2-11/16	B•	2-25/32	2-1/2	1-9/16		4-1/8	9.10
15	H120015	01	7.960	7.215	2-11/16	B•	2-25/32	2-1/2	1-9/16		4-1/8	10.40
16	H120016	01	8.390	7.689	2-11/16	B•	2-25/32	2-1/2	1-9/16		4-1/8	11.80
16	H120R16	R1	8.390	7.689	3-3/4	B•	3-5/32	2-7/8	1-15/16		5-3/8	12.30
17	H120017	01	8.880	8.163	2-11/16	B•	2-25/32	2-1/2	1-9/16		4-1/8	13.40
17	H120R17	R1	8.880	8.163	3-3/4	B•	3-5/32	2-7/8	1-15/16		5-3/8	13.60
18	H120018	01	9.410	8.638	2-11/16	B•	2-25/32	2-1/2	1-9/16		4-1/8	15.60
18	H120R18	R1	9.410	8.638	3-3/4	B•	3-5/32	2-7/8	1-9/16		5-3/8	15.90
19	H120R19	R1	9.890	9.113	3-3/4	B•	3-5/32	2-7/8	1-9/16		5-3/8	16.80
20	H120R20	R1	10.370	9.589	3-3/4	B•	3-5/32	2-7/8	1-15/16		5-3/8	18.80
21	H120R21	R1	10.850	10.064	3-3/4	B•	3-5/32	2-7/8	1-15/16		5-3/8	21.00
22	H120R22	R1	11.330	10.540	3-3/4	B•	3-5/32	2-7/8	1-15/16		5-3/8	22.50
23	H120R23	R1	11.810	11.016	3-3/4	B•	3-5/32	2-7/8	1-15/16		5-3/8	24.80
24	H120R24	R1	12.290	11.492	3-3/4	B•	3-5/32	2-7/8	1-15/16		5-3/8	26.90
25	H120R25	R1	12.770	11.968	3-3/4	B•	3-5/32	2-7/8	1-15/16		5-3/8	29.80
26	H120R26	R1	13.250	12.444	3-3/4	Bs	3-5/32	2-7/8	7/8	1-1/16	5-3/8	32.90
28	H120R28	R1	14.210	13.397	3-3/4	Bs	3-5/32	2-7/8	7/8	1-1/16	5-3/8	38.30
30	H120R30	R1	15.170	14.350	3-3/4	Bs	3-5/32	2-7/8	7/8	1-1/16	5-3/8	43.40
32	H120R32	R1	16.130	15.303	3-3/4	Bs	3-5/32	2-7/8	7/8	1-1/16	5-3/8	49.40
35	H120R35	R2	17.570	16.734	3-5/8	Bs	5-5/32	4-7/8	1-15/16	2	5-3/8	68.00
36	H120R36	R2	18.050	17.211	3-5/8	Bs	5-5/32	4-7/8	1-15/16	2	5-3/8	72.00
40	H120R40	R2	19.960	19.118	3-5/8	Bs	5-5/32	4-7/8	1-15/16	2	5-3/8	82.00
40	H120S40	S1	19.960	19.118	4-1/4	Bs	4-3/4	4-3/8	1-1/16	2-3/8	6-3/8	83.00
42	H120S42	S1	20.920	20.072	4-1/4	Bs	4-3/4	4-3/8	1-1/16	2-3/8	6-3/8	90.00
45	H120R45	R2	22.350	21.503	3-5/8	Bs	5-5/32	4-7/8	1-15/16	2	5-3/8	102.00
45	H120S45	S1	22.350	21.503	4-1/4	Bs	4-3/4	4-3/8	1-1/16	2-3/8	6-3/8	100.00
48	H120S48	S1	23.790	22.935	4-1/4	Bs	4-3/4	4-3/8	1-1/16	2-3/8	6-3/8	111.00
54	H120S54	S1	26.650	25.798	4-1/4	Bs	4-3/4	4-3/8	1-1/16	2-3/8	6-3/8	138.00
60	H120R60	R2	29.520	28.661	3-5/8	Bs	5-5/32	4-7/8	1-15/16	2	5-3/8	179.00
60	H120S60	S1	29.520	28.661	4-1/4	Bs	4-3/4	4-3/8	1-1/16	2-3/8	6-3/8	180.00
70	H120R70	R2	34.300	33.434	3-5/8	Bs	5-5/32	4-7/8	1-15/16	2	5-3/8	148.00
70	H120S70	S2	34.300	33.434	4-3/16	Bs	7-1/8	6-3/4	2-15/16	2-7/8	6-3/8	167.00
80	H120R80	R2	39.080	38.207	3-5/8	Bs	5-5/32	4-7/8	1-15/16	2	5-3/8	291.00
80	H120S80	S2	39.080	38.207	4-3/16	Bs	7-1/8	6-3/4	2-15/16	2-7/8	6-3/8	305.00



Type B•



Type Bs



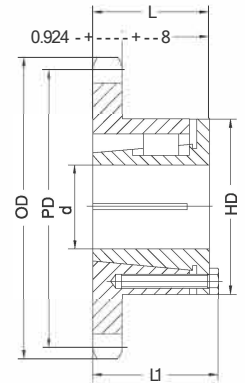
Type Bs

H - Denotes hardened teeth. Also available in unhardened teeth.

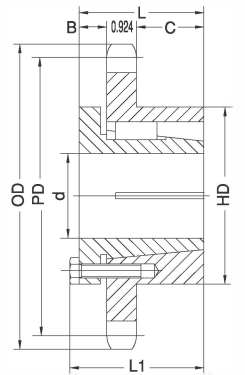
1-3/4" Pitch

#140

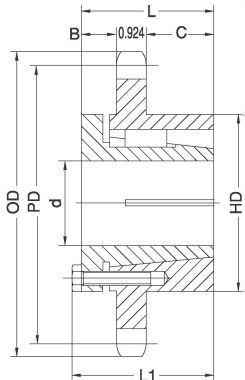
No. of Teeth	Part No.	Bushing	OD	PD	Max. Bore d	Type	L1	L	B	C	HD	App. Wt. (Lbs.)
11	H140Q11	Q1	7.010	6.212	2-11/16	B4	2-25/32	2-1/2	1-9/16		4-1/8	6.40
12	H140Q12	01	7.580	6.762	2-11/16	B4	2-25/32	2-1/2	1-9/16		4-1/8	9.00
13	H140R13	R1	8.150	7.313	3-3/4	B4	3-5/32	2-7/8	1-15/16		5-3/8	11.10
14	H140R14	R1	8.720	7.864	3-3/4	B4	3-5/32	2-7/8	1-15/16		5-3/8	12.60
15	H140R15	R1	9.280	8.417	3-3/4	B4	3-5/32	2-7/8	1-15/16		5-3/8	14.70
16	H140R16	R1	9.850	8.970	3-3/4	B4	3-5/32	2-7/8	1-15/16		5-3/8	16.50
17	H140R17	R1	10.410	9.524	3-3/4	B4	3-5/32	2-7/8	1-15/16		5-3/8	18.50
18	H140R18	R1	10.970	10.078	3-3/4	B4	3-5/32	2-7/8	1-15/16		5-3/8	20.50
19	H140R19	R1	11.540	10.632	3-3/4	B4	3-5/32	2-7/8	1-15/16		5-3/8	23.00
20	H140R20	R1	12.100	11.187	3-3/4	B4	3-5/32	2-7/8	1-15/16		5-3/8	25.40
21	H140R21	R1	12.660	11.742	3-3/4	B4	3-5/32	2-7/8	1-15/16		5-3/8	27.80
22	H140R22	R1	13.220	12.297	3-3/4	Bs	3-5/32	2-7/8	7/8	1-1/16	5-3/8	32.50
23	H140R23	R1	13.780	12.852	3-3/4	Bs	3-5/32	2-7/8	7/8	1-1/16	5-3/8	36.00
24	H140R24	R1	14.340	13.407	3-3/4	Bs	3-5/32	2-7/8	7/8	1-1/16	5-3/8	37.60
25	H140R25	R1	14.900	13.963	3-3/4	Bs	3-5/32	2-7/8	7/8	1-1/16	5-3/8	40.30
26	H140R26	R1	15.460	14.513	3-3/4	Bs	3-5/32	2-7/8	7/8	1-1/16	5-3/8	44.00
30	H140R30	R2	17.700	16.742	3-5/8	Bs	5-5/32	4-7/8	7/8	2	5-3/8	68.00
35	H140R35	R2	20.490	19.523	3-5/8	Bs	5-5/32	4-7/8	7/8	2	5-3/8	88.00
36	H140R36	R2	21.050	20.079	3-5/8	Bs	5-5/32	4-7/8	7/8	2	5-3/8	90.00
36	H140S36	S1	21.050	20.079	4-1/4	Bs	4-3/4	4-3/8	1-1/16	2-3/8	6-3/8	89.00
40	H140R40	R2	23.290	22.305	3-5/8	Bs	5-5/32	4-7/8	7/8	2	5-3/8	109.00
40	H140S40	S1	23.290	22.305	4-1/4	Bs	4-3/4	4-3/8	1-1/16	2-3/8	6-3/8	107.00
45	H140S45	S1	26.080	25.087	4-1/4	Bs	4-3/4	4-3/8	1-1/16	2-3/8	6-3/8	132.00
48	H140S48	S2	27.750	26.757	4-3/16	Bs	7-1/2	6-3/4	2-15/16	2-7/8	6-3/8	169.00
54	H140S54	S2	31.100	30.097	4-3/16	Bs	7-1/2	6-3/4	2-15/16	2-7/8	6-3/8	208.00
60	H140S60	S2	34.440	33.438	4-3/16	Bs	7-1/2	6-3/4	2-15/16	2-7/8	6-3/8	230.00
70	H140S70	S2	40.020	39.006	4-3/16	Bs	7-1/2	6-3/4	2-15/16	2-7/8	6-3/8	311.00
80	H140S80	S2	45.590	44.575	4-3/16	Bs	7-1/2	6-3/4	2-15/16	2-7/8	6-3/8	242.00



Type B4



Type Bs



Type Ba

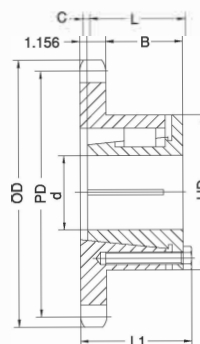
H - Denotes hardened teeth. Also available in unhardened teeth.

#180

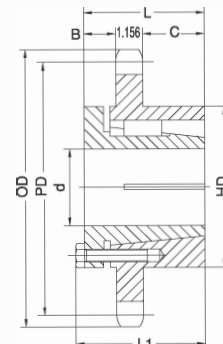
2" Pitch

No. of Teeth	Part No.	Bushing	OD	FD	Max. Bore d	Type	L1	L	B	C	HD	App. Wt. (Lbs.)
11	H160R11	R1	8.010	7.099	3-3/4	s.	3-13/32	2-7/8	1-31/32	1/4	5-3/8	10.80
12	H160R12	R1	8.660	7.727	3-3/4	s.	3-13/32	2-7/8	1-31/32	1/4	5-3/8	14.20
13	H160R13	R1	9.310	8.357	3-3/4	s.	3-5/32	2-7/8	1-23/32		5-3/8	15.50
14	H160R14	R1	9.960	8.988	3-3/4	s.	3-5/32	2-7/8	1-23/32		5-3/8	18.50
15	H160R15	R1	10.610	9.620	3-3/4	s.	3-5/32	2-7/8	1-23/32		5-3/8	21.60
16	H160R16	R1	11.250	10.252	3-3/4	s.	3-5/32	2-7/8	1-23/32		5-3/8	25.00
17	H160R17	R1	11.900	10.885	3-3/4	s.	3-5/32	2-7/8	1-23/32		5-3/8	28.00
18	H160R18	R1	12.540	11.518	3-3/4	s.	3-5/32	2-7/8	1-23/32		5-3/8	31.90
19	H160R19	R1	13.190	12.151	3-3/4	s.	3-5/32	2-7/8	1-23/32		5-3/8	35.90
20	H160R20	F2	13.830	12.785	3-5/8	86	5-5/32	4-7/8	1-23/32	2	5-3/8	51.00
21	H160R21	F2	14.470	13.419	3-5/8	86	5-5/32	4-7/8	1-23/32	2	5-3/8	56.00
22	H160R22	F2	15.110	14.053	3-5/8	86	5-5/32	4-7/8	1-23/32	2	5-3/8	60.00
23	H160R23	F2	15.750	14.688	3-5/8	86	5-5/32	4-7/8	1-23/32	2	5-3/8	65.00
24	H160R24	F2	16.390	15.323	3-5/8	86	5-5/32	4-7/8	1-23/32	2	5-3/8	71.50
25	H160R25	F2	17.030	15.958	3-5/8	86	5-5/32	4-7/8	1-23/32	2	5-3/8	74.00
26	H160R26	F2	17.670	16.593	3-5/8	86	5-5/32	4-7/8	1-23/32	2	5-3/8	79.00
28	H160R28	F2	18.950	17.863	3-5/8	86	5-5/32	4-7/8	1-23/32	2	5-3/8	99.80
30	H160R30	F2	20.230	19.134	3-5/8	86	5-5/32	4-7/8	1-23/32	2	5-3/8	106.00
30	H160S30	S2	20.230	19.134	4-3/16	86	7-1/8	6-3/4	2-23/32	2-7/8	6-3/8	115.00
35	H160S35	S2	23.420	22.312	4-3/16	86	7-1/8	6-3/4	2-23/32	2-7/8	6-3/8	150.00
40	H160S40	S2	26.610	25.491	4-3/16	86	7-1/8	6-3/4	2-23/32	2-7/8	6-3/8	165.00
45	H160S45	S2	29.800	28.671	4-3/16	86	7-1/8	6-3/4	2-23/32	2-7/8	6-3/8	204.00
60	H160U60	U0	39.360	38.215	5-1/2	86	5-25/32	5-1/4	1-21/32	1-15/16	8-3/8	354.00
70	H160U70	U0	45.730	44.578	5-1/2	86	5-25/32	5-1/4	1-21/32	1-15/16	8-3/8	308.00
80	H160U80	U1	52.100	50.943	5-1/2	86	7-19/32	7-1/8	2-19/32	2-7/8	8-3/8	394.00

H - Denotes hardened teeth. Also available in unhardened teeth.



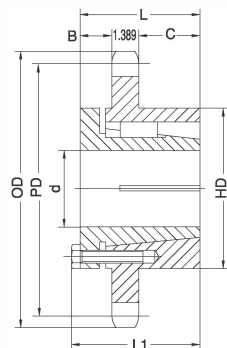
Type B4



Type Bs

2-1/2" Pitch

No. of Teeth	Part No.	Bushing	OD	PD	Max. Bore d	Type	L1	L	B	C	HD	App.Wt. (Lbs.)
12	H200R12	R2	10.830	9.660	3-5/8	Bs	5-5/32	4-7/8	1-1/2	2	5-3/8	35.30
13	H200S13	S2	11.640	10.447	4-3/16	Bs	7-1/8	6-3/4	2-1/2	2-7/8	6-3/8	52.20
14	H200S14	S2	12.460	11.235	4-3/16	Bs	7-1/8	6-3/4	2-1/2	2-7/8	6-3/8	57.50
15	H200S15	S2	13.260	12.025	4-3/16	Bs	7-1/8	6-3/4	2-1/2	2-7/8	6-3/8	61.00
16	H200S16	S2	14.070	12.815	4-3/16	Bs	7-1/8	6-3/4	2-1/2	2-7/8	6-3/8	71.00
17	H200S17	S2	14.870	13.605	4-3/16	Bs	7-1/8	6-3/4	2-1/2	2-7/8	6-3/8	79.00
18	H200U18	U0	15.680	14.397	5-1/2	Bs	5-23/32	5-1/4	2-17/32	1-5/8	8-3/8	76.50
19	H200U19	U0	16.480	15.190	5-1/2	Bs	5-23/32	5-1/4	2-17/32	1-5/8	8-3/8	83.70
20	H200U20	U0	17.290	15.982	5-1/2	Bs	5-23/32	5-1/4	2-17/32	1-5/8	8-3/8	91.30
21	H200U21	U0	18.090	16.775	5-1/2	Bs	5-23/32	5-1/4	2-17/32	1-5/8	8-3/8	99.40
22	H200U22	U0	18.890	17.567	5-1/2	Bs	5-23/32	5-1/4	2-17/32	1-5/8	8-3/8	110.00
23	H200U23	U0	19.690	18.360	5-1/2	Bs	5-23/32	5-1/4	2-17/32	1-5/8	8-3/8	117.00
24	H200U24	U0	20.490	19.152	5-1/2	Bs	5-23/32	5-1/4	2-17/32	1-5/8	8-3/8	126.00
25	H200U25	U0	21.290	19.947	5-1/2	Bs	5-23/32	5-1/4	2-17/32	1-5/8	8-3/8	140.00
26	H200U26	U0	22.090	20.740	5-1/2	Bs	5-23/32	5-1/4	2-17/32	1-5/8	8-3/8	150.00
28	H200U28	U0	23.690	22.330	5-1/2	Bs	5-23/32	5-1/4	2-17/32	1-5/8	8-3/8	169.00
30	H200U30	U0	25.290	23.917	5-1/2	Bs	5-23/32	5-1/4	2-17/32	1-5/8	8-3/8	188.00
32	H200U32	U0	26.880	25.505	5-1/2	Bs	5-23/32	5-1/4	2-17/32	1-5/8	8-3/8	212.00
35	H200U35	U1	29.280	27.890	5-1/2	Bs	7-19/32	7-1/8	2-7/8	2-7/8	8-3/8	252.00
40	H200U40	U1	33.270	31.865	5-1/2	Bs	7-19/32	7-1/8	2-7/8	2-7/8	8-3/8	306.00
45	H200U45	U1	37.250	35.840	5-1/2	Bs	7-19/32	7-1/8	2-7/8	2-7/8	8-3/8	290.00
54	H200U54	U2	44.420	42.995	5	Bs	10-19/32	10-1/8	3-29/32	4-1/4	8-3/8	385.00
60	H200U60	U2	49.200	47.767	5	Bs	10-19/32	10-1/8	3-29/32	4-1/4	8-3/8	445.00



Type 86



#35

3/8" Pitch

Single Taper-Brushed

No. of Teeth	Type	Part No.	Bushing	OD	PD	Max. Bore d	HD	L	App. Wt. (Lbs.)	
									Sprocket	Bushing
18	B	H35BTB18	1008	2.352	2.159	1	1-7/8*	7/8	0.4	0.3
19	B	H35BTB19	1008	2.472	2.278	1	1-13/16	7/8	0.5	0.3
20	B	H35BTB20	1008	2.593	2.397	1	1-15/16	7/8	0.6	0.3
21	B	H35BTB21	1008	2.713	2.516	1	2-1/16	7/8	0.7	0.3
22	B	H35BTB22	1210	2.883	2.635	1-1/4	2-3/8*	1	0.8	0.6
23	B	H35BTB23	1210	2.954	2.754	1-1/4	2-7/16	1	0.9	0.6
24	B	H35BTB24	1210	3.074	2.873	1-1/4	2-7/16	1	0.9	0.6
25	B	H35BTB25	1210	3.194	2.992	1-1/4	2-7/16	1	1.2	0.6
26	B	H35BTB26	1610	3.314	3.111	1-5/8	2-7/8*	1	1.1	0.9
28	B	H35BTB28	1610	3.553	3.349	1-5/8	2-7/8	1	1.2	0.9
30	B	H35BTB30	1610	3.793	3.588	1-5/8	3-1/8	1	1.2	0.9
32	B	H35BTB32	1610	4.032	3.826	1-5/8	3-1/4	1	1.3	0.9
35	B	H35BTB35	1610	4.392	4.183	1-5/8	3-1/4	1	1.4	0.9
36	B	H35BTB36	1610	4.511	4.303	1-5/8	3-1/4	1	1.4	0.9
40	B	H35BTB40	1610	4.990	4.786	1-5/8	3-1/4	1	1.9	0.9
42	B	H35BTB42	1610	5.229	5.018	1-5/8	3-1/4	1	2.0	0.9
45	B	H35BTB45	1610	5.588	5.376	1-5/8	3-1/4	1	2.1	0.9
48	B	H35BTB48	1610	5.946	5.734	1-5/8	3-1/4	1	2.3	0.9
54	B	H35BTB54	1610	6.663	6.449	1-5/8	3-1/4	1	2.6	0.9
60	B	H35BTB60	1610	7.380	7.165	1-5/8	3-1/4	1	3.0	0.9
70	B	H35BTB70	1610	8.575	8.358	1-5/8	3-1/4	1	3.7	0.9
72	B	H35BTB72	1610	8.814	8.597	1-5/8	3-1/4	1	3.9	0.9
80	B	H35BTB80	1610	9.770	9.552	1-5/8	3-1/4	1	4.5	0.9
84	B	H35BTB84	1610	10.247	10.029	1-5/8	3-1/4	1	4.9	0.9
96	B	H35BTB96	1610	11.680	11.461	1-5/8	3-1/4	1	6.0	0.9
112	B	H35BTB112	1610	13.590	13.371	1-5/8	3-1/4	1	7.8	0.9

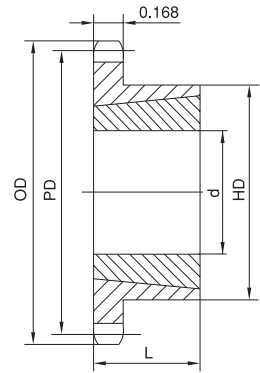
H - Denotes hardened teeth.

*Hub has recessed groove allowing for chain clearance.

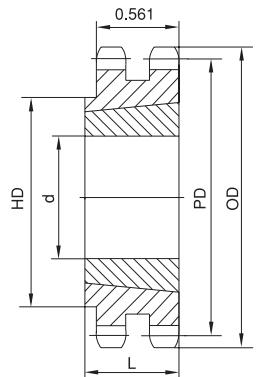
Double Taper-Brushed

No. of Teeth	Type	Part No.	Bushing	OD	PD	Max. Bore d	HD	L	App. Wt. (Lbs.)	
									Sprocket	Bushing
19	B ₁	HD35BTB19	1008	2.472	2.278	1	1-53/64	7/8	0.6	0.3
20	B ₁	HD35BTB20	1008	2.593	2.397	1	1-15/16	7/8	0.8	0.3
21	B ₁	HD35BTB21	1008	2.713	2.516	1	2-1/16	7/8	1.4	0.3
22	B ₁	HD35BTB22	1008	2.833	2.635	1	2-3/16	7/8	1.7	0.3
24	B ₁	HD35BTB24	1210	3.074	2.873	1-1/4	2-7/16	1	1.8	0.6
26	B ₁	HD35BTB26	1210	3.314	3.111	1-1/4	2-5/8	1	2.0	0.6
30	B ₁	HD35BTB30	1610	3.793	3.588	1-5/8	3-1/8	1	1.8	0.9
32	B ₁	HD35BTB32	1610	4.032	3.826	1-5/8	3-1/4	1	2.0	0.9
35	B ₁	HD35BTB35	1610	4.392	4.183	1-5/8	3-1/4	1	2.3	0.9
40	B ₁	HD35BTB40	1610	4.990	4.780	1-5/8	3-1/4	1	2.9	0.9
45	B ₁	HD35BTB45	1610	5.588	5.376	1-5/8	3-1/4	1	3.2	0.9
48	B ₁	HD35BTB48	1610	5.946	5.734	1-5/8	3-5/8	1	3.5	0.9
54	B ₁	HD35BTB54	1610	6.663	6.449	1-5/8	3-5/8	1	3.9	0.9
60	B ₁	HD35BTB60	1610	7.380	7.165	1-5/8	3-5/8	1	4.9	0.9
70	B ₁	HD35BTB70	1610	8.575	8.358	1-5/8	3-5/8	1	6.3	0.9
80	B ₁	HD35BTB80	1610	9.770	9.552	1-5/8	3-5/8	1	7.9	0.9
96	B ₁	HD35BTB96	1610	11.680	11.461	1-5/8	3-5/8	1	9.9	0.9
112	B ₁	HD35BTB112	1610	13.590	13.371	1-5/8	3-5/8	1	10.9	0.9

H - Denotes hardened teeth.



Type B



Type B₁



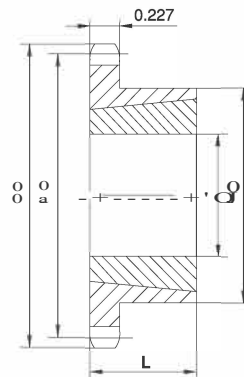
1/2" Pitch

Single Taper-Brushed

No. of Teeth	Part No.	Bushing	OD	FD	Max. Bore d	HD	L	App. Wt. (Lbs.)	
								Sprocket	Bushing
14	H41BTB14	1008	2.490	2.249	1	1-7/8*	7/8	0.4	0.3
15	H41BTB15	1008	2.650	2.405	1	1-7/8	7/8	0.5	0.3
16	H41BTB16	1008	2.810	2.503	1	2	7/8	0.6	0.3
17	H41BTB17	1210	2.980	2.721	1-1/4	2-3/8*	1	0.7	0.6
18	H41BTB18	1210	3.140	2.879	1-1/4	2-3/8	1	0.9	0.6
19	H41BTB19	1210	3.300	3.038	1-1/4	2-1/2	1	1.1	0.6
20	H41BTB20	1610	3.460	3.196	1-5/8	2-7/8*	1	1.1	0.9
21	H41BTB21	1610	3.620	3.355	1-5/8	3*	1	1.2	0.9
22	H41BTB22	1610	3.780	3.573	1-5/8	3	1	1.3	0.9
23	H41BTB23	1610	3.940	3.672	1-5/8	3	1	1.4	0.9
24	H41BTB24	1610	4.100	3.831	1-5/8	3-1/4	1	1.4	0.9
25	H41BTB25	1610	4.260	3.989	1-5/8	3-1/4	1	1.5	0.9
26	H41BTB26	1610	4.420	4.148	1-5/8	3-1/4	1	1.5	0.9
28	H41BTB28	1610	4.740	4.466	1-5/8	3-1/4	1	1.7	0.9
30	H41BTB30	1610	5.060	4.783	1-5/8	3-1/4	1	1.8	0.9
32	H41BTB32	1610	5.380	5.101	1-5/8	3-1/4	1	1.9	0.9
35	H41BTB35	1610	5.860	5.578	1-5/8	3-1/4	1	2.3	0.9
36	H41BTB36	1610	6.020	5.737	1-5/8	3-1/4	1	2.4	0.9
40	H41BTB40	1610	6.650	6.373	1-5/8	3-1/4	1	2.7	0.9
45	H41BTB45	1610	7.450	7.168	1-5/8	3-1/4	1	3.5	0.9
48	H41BTB48	1610	7.930	7.645	1-5/8	3-1/4	1	4.1	0.9
54	H41BTB54	1610	8.890	8.599	1-5/8	3-1/4	1	4.9	0.9
60	H41BTB60	1610	9.840	9.554	1-5/8	3-1/4	1	5.7	0.9
70	H41BTB70	1610	11.430	11.145	1-5/8	3-1/4	1	7.4	0.9
72	H41BTB72	1610	11.750	11.463	1-5/8	3-1/4	1	8.2	0.9
80	H41BTB80	1610	13.030	12.736	1-5/8	3-1/4	1	9.6	0.9
96	H41BTB96	1610	15.570	15.281	1-5/8	3-1/4	1	13.1	0.9

*H - Denotes hardened teeth.

Hub has recessed groove allowing for chain clearance.



Type B

#40

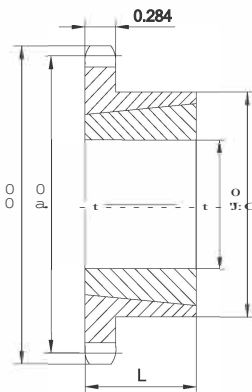
1/2" Pitch

Single Taper-Brushed

No. of teeth	Part No.	Bushing	OD	PD	Max. Bore d	HD	L	App. Wt. (Lbs.)	
								Sprocket	Bushing
14	H40BTB14	1008	2.491	2.247	1	1-13/16*	7/8	0.3	0.3
15	H40BTB15	1008	2.652	2.405	1	1-13/16	7/8	0.4	0.3
16	H40BTB16	1008	2.814	2.563	1	1-15/16	7/8	0.5	0.3
17	H40BTB17	1210	2.975	2.721	1-1/4	2-3/8*	1	0.5	0.6
18	H40BTB18	1210	3.135	2.879	1-1/4	2-15/32*	1	0.6	0.6
19	H40BTB19	1210	3.296	3.038	1-1/4	2-15/32	1	0.7	0.6
20	H40BTB20	1610	3.457	3.196	1-5/8	2-25/32*	1	0.7	0.9
21	H40BTB21	1610	3.617	3.355	1-5/8	2-25/32	1	0.8	0.9
22	H40BTB22	1610	3.778	3.513	1-5/8	2-25/32	1	0.9	0.9
23	H40BTB23	1610	3.938	3.672	1-5/8	3	1	1.0	0.9
24	H40BTB24	1610	4.098	3.831	1-5/8	3-1/4	1	1.4	0.9
25	H40BTB25	1610	4.258	3.989	1-5/8	3-1/4	1	1.5	0.9
26	H40BTB26	1610	4.418	4.148	1-5/8	3-1/4	1	1.7	0.9
28	H40BTB28	1610	4.738	4.466	1-5/8	3	1	1.8	0.9
30	H40BTB30	1610	5.057	4.783	1-5/8	3	1	1.9	0.9
32	H40BTB32	1610	5.377	5.101	1-5/8	3	1	1.9	0.9
35	H40BTB35	1610	5.855	5.578	1-5/8	3	1	2.3	0.9
36	H40BTB36	1610	6.015	5.737	1-5/8	3	1	2.4	0.9
40	H40BTB40	1610	6.653	6.373	1-5/8	3	1	2.8	0.9
42	H40BTB42	1610	6.972	6.691	1-5/8	3	1	2.9	0.9
45	H40BTB45	1610	7.451	7.168	1-5/8	3	1	3.5	0.9
48	H40BTB48	1610	7.928	7.645	1-5/8	3	1	4.0	0.9
54	H40BTB54	1610	8.885	8.599	1-5/8	3	1	4.9	0.9
60	H40BTB60	1610	9.841	9.554	1-5/8	3	1	6.0	0.9
70	H40BTB70	2012	11.434	11.145	2	3-9/16	1-1/4	8.2	1.7
72	H40BTB72	2012	11.752	11.463	2	3-9/16	1-1/4	9.0	1.7
80	H40BTB80	2012	13.026	12.736	2	3-9/16	1-1/4	10.8	1.7
84	H40BTB84	2012	13.663	13.372	2	3-9/16	1-1/4	11.3	1.7
96	H40BTB96	2012	15.573	15.282	2	3-9/16	1-1/4	14.6	1.7
112	H40BTB112	2517	18.122	17.828	2-1/2	4-1/4	1-3/4	20.5	1.7

H - Denotes hardened teeth.

*Hub has recessed groove allowing for chain clearance.



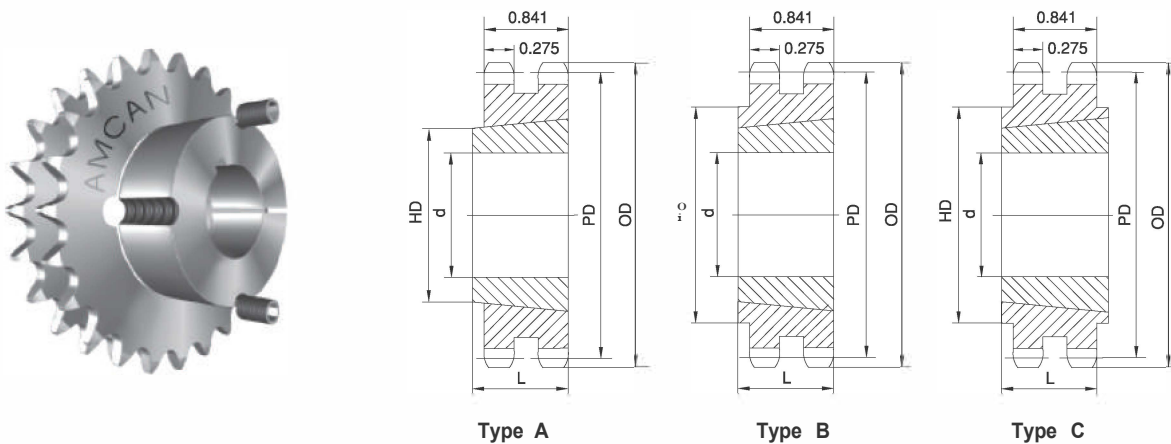
Type B

1/2" Pitch

Double Taper-Brushed

No. of teeth	Part No.	Type	Bushing	OD	PD	d	Max. Bore HD	L	App. Wt. (Lbs.)	
									Sprocket	Bushing
15	HD40ATB15	A	1008	2.652	2.405	1	1-17/64	7/8	0.5	0.3
16	HD40ATB16	A	1008	2.814	2.563	1	1-17/64	7/8	0.6	0.3
17	HD40ATB17	A	1008	2.975	2.721	1	1-17/64	7/8	0.7	0.3
18	HD40BTB18	B	1210	3.135	2.879	1-1/4	2-5/16	1	0.7	0.6
19	HD40BTB19	B	1210	3.296	3.038	1-1/4	2-1/2	1	0.9	0.6
20	HD40BTB20	B	1610	3.457	3.196	1-5/8	2-5/8	1	0.9	0.9
21	HD40BTB21	B	1610	3.617	3.355	1-5/8	2-3/4	1	1.0	0.9
23	HD40BTB23	B	1610	3.938	3.672	1-5/8	3	1	1.3	0.9
25	HD40BTB25	B	2012	4.258	3.989	2	3-13/32	1-1/4	1.6	1.7
30	HD40BTB30	B	2012	5.057	4.783	2	4-15/64	1-1/4	3.4	1.7
36	HD40BTB36	B	2012	6.015	5.737	2	5-5/32	1-1/4	5.9	1.7
42	HD40CTB42	C	2517	6.972	6.691	2-1/2	4-1/4	1-3/4	7.0	3.5
48	HD40CTB48	C	2517	7.928	7.645	2-1/2	4-1/4	1-3/4	9.6	3.5
52	HD40CTB52	C	2517	8.566	8.281	2-1/2	4-1/4	1-3/4	11.4	3.5
60	HD40CTB60	C	2517	9.841	9.554	2-1/2	4-1/4	1-3/4	15.4	3.5
68	HD40CTB68	C	2517	11.115	10.826	2-1/2	4-1/4	1-3/4	20.5	3.5
76	HD40CTB76	C	2517	12.389	12.099	2-1/2	4-1/4	1-3/4	25.7	3.5
84	HD40CTB84	C	2517	13.663	13.372	2-1/2	4-1/4	1-3/4	31.6	3.5
95	HD40CTB95	C	2517	15.414	15.122	2-1/2	4-1/4	1-3/4	34.1	3.5
102	HD40CTB102	C	2517	16.529	16.236	2-1/2	4-1/4	1-3/4	36.8	3.5

H - Denotes hardened teeth.



#50

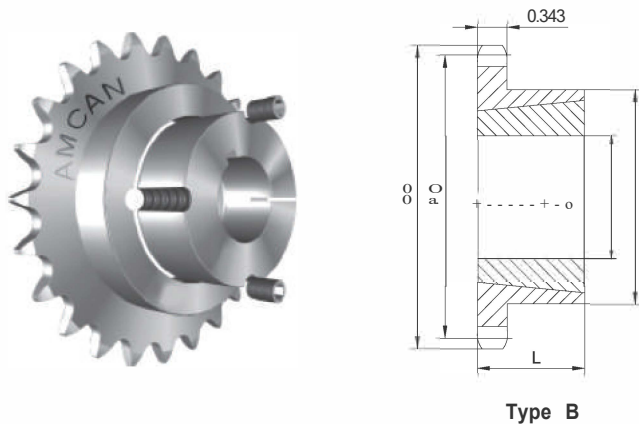
5/8" Pitch

Single Taper-Brushed

No. ofTeeth	Part No.	Bushing	OD	PD	Max. Bore d	HD	L	App. Wt. (Lbs.)	
								Sprocket	Bushing
12	H50BTB12	1008	2.708	2.415	1	1-15/16*	7/8	0.5	0.3
13	H50BTB13	1008	2.911	2.612	1	1-13/16	7/8	0.5	0.3
14	H50BTB14	1008	3.113	2.809	1	1-15/16	7/8	0.6	0.3
15	H50BTB15	1210	3.315	3.006	1-1/4	2-15/32*	1	0.7	0.6
16	H50BTB16	1610	3.517	3.204	1-5/8	2-25/32*	1	0.7	0.9
17	H50BTB17	1610	3.719	3.401	1-5/8	2-25/32*	1	0.8	0.9
18	H50BTB18	1610	3.920	3.599	1-5/8	2-25/32	1	0.9	0.9
19	H50BTB19	1610	4.120	3.797	1-5/8	3	1	1.3	0.9
20	H50BTB20	1610	4.321	3.995	1-5/8	3-1/4	1	1.6	0.9
21	H50BTB21	1610	4.522	4.193	1-5/8	3	1	1.5	0.9
22	H50BTB22	1610	4.722	4.392	1-5/8	3	1	1.6	0.9
23	H50BTB23	2012	4.922	4.590	2	3-9/16	1-1/4	2.0	1.7
24	H50BTB24	2012	5.122	4.788	2	3-9/16	1-1/4	2.2	1.7
25	H50BTB25	2012	5.322	4.987	2	3-9/16	1-1/4	2.4	1.7
26	H50BTB26	2012	5.522	5.185	2	3-9/16	1-1/4	2.5	1.7
27	H50BTB27	2012	5.723	5.384	2	3-9/16	1-1/4	2.6	1.7
28	H50BTB28	2012	5.922	5.582	2	3-9/16	1-1/4	2.8	1.7
30	H50BTB30	2012	6.321	5.979	2	3-9/16	1-1/4	3.2	1.7
32	H50BTB32	2012	6.721	6.376	2	3-9/16	1-1/4	3.6	1.7
35	H50BTB35	2012	7.319	6.972	2	3-9/16	1-1/4	4.2	1.7
36	H50BTB36	2012	7.519	7.171	2	3-9/16	1-1/4	4.3	1.7
40	H50BTB40	2012	8.316	7.966	2	3-9/16	1-1/4	5.2	1.7
42	H50BTB42	2012	8.715	8.363	2	3-9/16	1-1/4	5.9	1.7
45	H50BTB45	2012	9.313	8.960	2	3-9/16	1-1/4	6.5	1.7
48	H50BTB48	2012	9.911	9.556	2	3-9/16	1-1/4	7.3	1.7
54	H50BTB54	2012	11.106	10.749	2	3-9/16	1-1/4	9.0	1.7
60	H50BTB60	2012	12.301	11.942	2	3-9/16	1-1/4	10.8	1.7
70	H50BTB70	2517	14.292	13.931	2-1/2	4-1/4	1-3/4	14.0	3.5
72	H50BTB72	2517	14.690	14.329	2-1/2	4-1/4	1-3/4	15.5	3.5
80	H50BTB80	2517	16.282	15.920	2-1/2	4-1/4	1-3/4	19.5	3.5
84	H50BTB84	2517	17.079	16.715	2-1/2	4-1/4	1-3/4	22.5	3.5
96	H50BTB96	2517	19.466	19.102	2-1/2	4-1/4	1-3/4	29.0	3.5
112	H50BTB112	2517	22.651	22.285	2-1/2	4-1/4	1-3/4	38.7	3.5

H • Denotes hardened teeth.

*Hub has recessed groove allowing for chain clearance.

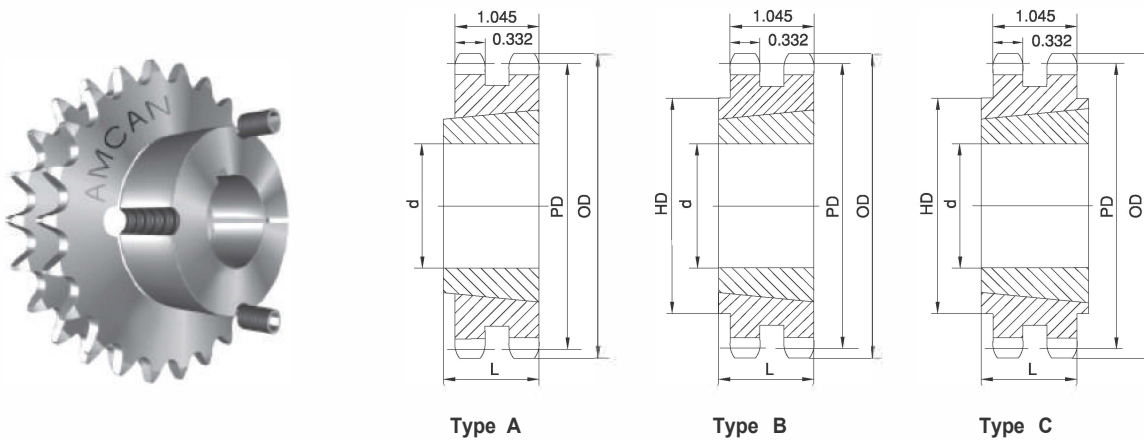


5/8" Pitch

Double Taper-Brushed

No. of Teeth	Type	Part No.	Bushing	OD	PD	Max. Bore d	HD	L	App. Wt. (Lbs.)	
									Sprocket	Bushing
14	A	HD50ATB14	1008	3.113	2.809	1		7/8	0.8	0.3
15	A	HD50ATB15	1210	3.315	3.006	1-1/4		1	0.9	0.6
16	A	HD50ATB16	1210	3.517	3.204	1-1/4		1	1.1	0.6
17	A	HD50ATB17	1610	3.719	3.410	1-5/8		1	1.1	0.6
18	A	HD50ATB18	1610	3.920	3.599	1-5/8		1	1.3	0.9
19	A	HD50ATB19	1610	4.120	3.797	1-5/8		1	1.6	0.9
20	B	HD50BTB20	2012	4.321	3.995	2	3-1/4	1-1/4	1.5	1.7
21	B	HD50BTB21	2012	4.522	4.193	2	3-1/2	1-1/4	1.9	1.7
25	B	HD50BTB25	2012	5.322	4.987	2	4-9/32	1-1/4	3.8	1.7
30	B	HD50BTB30	2517	6.321	5.979	2-1/2	5-9/32	1-3/4	7.5	3.5
36	C	HD50CTB36	2517	7.519	7.171	2-1/2	4-1/4	1-3/4	9.4	3.5
42	C	HD50CTB42	2517	8.715	8.363	2-1/2	4-1/4	1-3/4	13.4	3.5
48	C	HD50CTB48	2517	9.911	9.556	2-1/2	4-1/4	1-3/4	18.6	3.5
52	C	HD50CTB52	2517	10.707	10.351	2-1/2	4-3/8	1-3/4	22.2	3.5
60	C	HD50CTB60	2517	12.301	11.942	2-1/2	4-3/8	1-3/4	30.3	3.5
68	C	HD50CTB68	2517	13.893	13.533	2-1/2	4-3/8	1-3/4	39.4	3.5
76	C	HD50CTB76	2517	15.486	15.124	2-1/2	4-3/8	1-3/4	41.2	3.5
84	C	HD50CTB84	2517	17.079	16.715	2-1/2	4-3/8	1-3/4	45.3	3.5
95	C	HD50CTB95	2517	19.267	18.903	2-1/2	4-3/8	1-3/4	58.8	3.5
102	C	HD50CTB102	2517	20.661	20.295	2-1/2	4-3/8	1-3/4	67.1	3.5

H - Denotes hardened teeth.



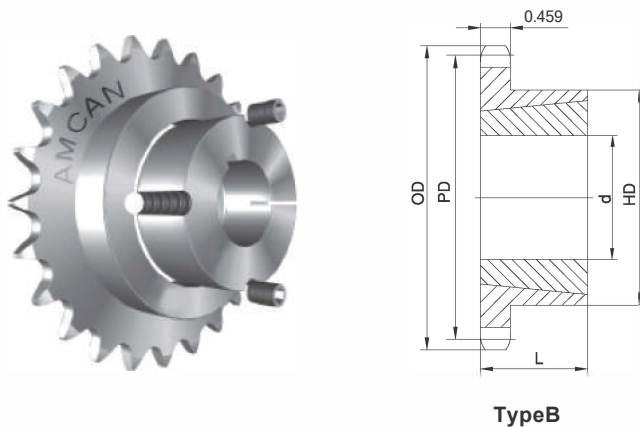
3/4" Pitch

Single Taper-Brushed

No. ofTeeth	Part No.	Bushing	OD	PD	Max. Bore d	HD	L	App. Wt. (Lbs.)	
								Sprocket	Bushing
11	H60BTB11	1008	3.004	2.662	1	1-13/16*	7/8	0.6	0.3
12	H60BTB12	1008	3.249	2.898	1	1-15/16	7/8	0.8	0.3
13	H60BTB13	1210	3.493	3.134	1-1/4	2-15/32*	1	0.8	0.6
14	H60BTB14	1210	3.736	3.371	1-1/4	2-15/32	1	1.0	0.6
15	H60BTB15	1610	3.979	3.607	1-5/8	2-25/32	1	1.0	0.9
16	H60BTB16	1610	4.221	3.844	1-5/8	3	1	1.4	0.9
17	H60BTB17	1610	4.462	4.082	1-5/8	3-1/4	1	1.8	0.9
18	H60BTB18	1610	4.704	4.319	1-5/8	3-1/4	1	1.9	0.9
19	H60BTB19	1610	4.945	4.557	1-5/8	3-1/4	1	2.2	0.9
20	H60BTB20	2012	5.185	4.794	2	3-9/16	1-1/4	2.2	1.7
21	H60BTB21	2012	5.426	5.032	2	3-9/16	1-1/4	2.5	1.7
22	H60BTB22	2012	5.666	5.270	2	3-9/16	1-1/4	2.8	1.7
23	H60BTB23	2012	5.907	5.508	2	3-9/16	1-1/4	3.1	1.7
24	H60BTB24	2012	6.147	5.746	2	3-9/16	1-1/4	3.4	1.7
25	H60BTB25	2012	6.387	5.984	2	3-9/16	1-1/4	3.7	1.7
26	H60BTB26	2012	6.627	6.222	2	3-9/16	1-1/4	4.0	1.7
27	H60BTB27	2012	6.867	6.416	2	3-9/16	1-1/4	4.2	1.7
28	H60BTB28	2012	7.107	6.699	2	3-9/16	1-1/4	4.6	1.7
30	H60BTB30	2012	7.586	7.175	2	3-9/16	1-1/4	5.2	1.7
32	H60BTB32	2012	8.065	7.652	2	3-9/16	1-1/4	5.6	1.7
35	H60BTB35	2012	8.783	8.367	2	3-9/16	1-1/4	6.4	1.7
36	H60BTB36	2012	9.022	8.605	2	3-9/16	1-1/4	6.6	1.7
40	H60BTB40	2012	9.980	9.559	2	3-9/16	1-1/4	8.3	1.7
42	H60BTB42	2012	10.458	10.036	2	3-9/16	1-1/4	10.0	1.7
45	H60BTB45	2012	11.175	10.752	2	3-9/16	1-1/4	11.5	1.7
48	H60BTB48	2012	11.893	11.467	2	3-9/16	1-1/4	13.2	1.7
54	H60BTB54	2517	13.327	12.899	2-1/2	4-1/4	1-3/4	17.1	3.5
60	H60BTB60	2517	14.761	14.330	2-1/2	4-1/4	1-3/4	21.0	3.5
70	H60BTB70	2517	17.150	16.717	2-1/2	4-1/4	1-3/4	27.6	3.5
72	H60BTB72	2517	17.628	17.194	2-1/2	4-1/4	1-3/4	30.0	3.5
80	H60BTB80	2517	19.539	19.103	2-1/2	4-1/4	1-3/4	36.3	3.5
84	H60BTB84	2517	20.494	20.058	2-1/2	4-1/4	1-3/4	40.6	3.5

*H - Denotes hardened teeth.

Hub has recessed groove allowing for chain clearance.

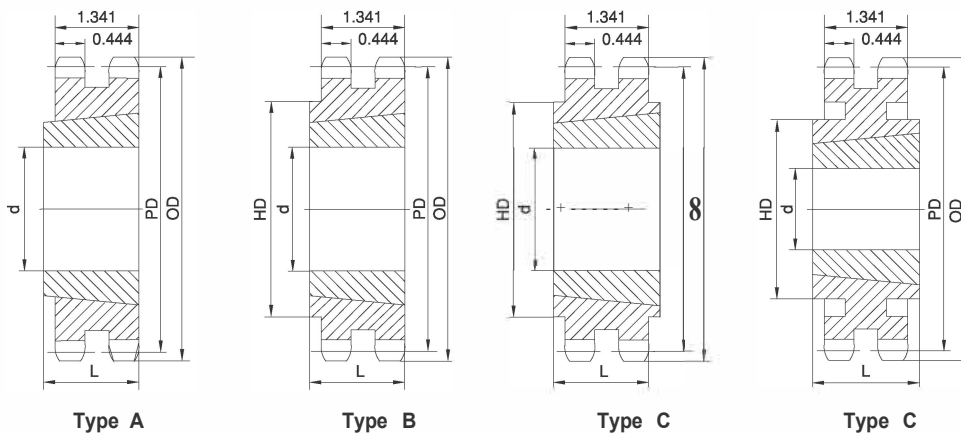


3/4" Pitch

Double Taper-Brushed

No. ofTeeth	Type	Part No.	Bushing	OD	PD	Max. Bore d	HD	L	App. Wt. (Lbs.)	
									Sprocket	Bushing
13	B	HD60BTB13H	1215	3.493	3.134	1-1/4	2-1/4	1-1/2	1.2	1.6
14	B	HD60BTB14H	1215	3.736	3.371	1-1/4	2-1/2	1-1/2	1.6	1.7
15	B	HD60BTB15H	1615	3.979	3.607	1-5/8	2-13/16	1-1/2	1.8	1.8
16	B	HD60BTB16H	1615	4.221	3.844	1-5/8	3	1-1/2	2.2	2.3
17	B	HD60BTB17H	1615	4.462	4.082	1-5/8	3-1/4	1-1/2	2.5	2.8
18	A	HD60ATB18H	2012	4.704	4.319	2		1-1/4	3.0	2.4
19	A	HD60ATB19H	2012	4.945	4.557	2		1-1/4	3.5	2.9
20	B	HD60BTB20H	2517	5.185	4.794	2-1/2	3-61/64	1-3/4	4.0	2.9
21	B	HD60BTB21H	2517	5.426	5.032	2-1/2	4-3/16	1-3/4	5.0	3.8
25	B	HD60BTB25H	2517	6.387	4.984	2-1/2	5-5/32	1-3/4	7.5	7.4
30	B	HD60BTB30	2517	7.586	7.175	2-1/2	6-11/32	1-3/4	13.5	13.3
36	C	HD60CTB36	2517	9.022	8.605	2-1/2	4-1/4	1-3/4	17.5	17.4
42	C	HD60CTB42	2517	10.458	10.036	2-1/2	4-1/4	1-3/4	25.5	25.0
45	C	HD60CTB45	2517	11.176	10.752	2-1/2	4-1/4	1-3/4	29.5	29.3
52	C	HD60CTB52	2517	12.849	12.422	2-1/2	4-1/4	1-3/4	41.0	40.3
60	C	HD60CTB60	2517	14.761	14.330	2-1/2	4-1/4	1-3/4	32.5	33.5
68	C	HD60CTB68	2517	16.672	16.240	2-1/2	4-1/2	1-3/4	36.5	43.2
76	C	HD60CTB76	3020	18.583	18.149	3	5-1/4	2	42.5	47.8
95	C	HD60CTB95	3020	23.121	22.684	3	5-1/4	2	48.5	69.8

H - Denotes hardened teeth.



#80

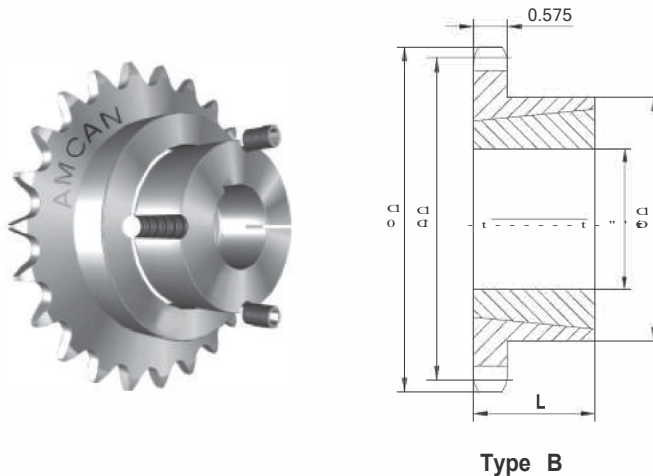
1" Pitch

Single Taper-Bushed

No. of Teeth	Part No.	Bushing	OD	PD	Max. Bore d	HD	L	App. Wt. (Lbs.)	
								Sprocket	Bushing
10	H80BTB10	1215	3.678	3.236	1-1/4	2-3/8*	1-1/2	1.1	0.8
11	H80BTB11	1215	4.006	3.549	1-1/4	2-15/32*	1-1/2	1.5	0.8
12	H80BTB12	1615	4.332	3.864	1-5/8	3 *	1-1/2	1.8	1.2
13	H80BTB13	1615	4.657	4.179	1-5/8	3	1-1/2	2.3	1.2
14	H80BTB14	1615	4.982	4.494	1-5/8	3-1/4	1-1/2	2.5	1.2
15	H80BTB15	1615	5.305	4.810	1-5/8	3-1/4	1-1/2	2.7	1.2
16	H80BTB16	2012	5.627	5.126	2	3-9/16	1-1/4	2.8	1.7
17	H80BTB17	2012	5.950	5.442	2	3-9/16	1-1/4	3.1	1.7
18	H80BTB18	2012	6.271	5.759	2	3-9/16	1-1/4	3.6	1.7
19	H80BTB19	2012	6.593	6.076	2	3-9/16	1-1/4	4.1	1.7
20	H80BTB20	2517	6.914	6.392	2-1/2	4-1/4	1-3/4	5.5	1.7
21	H80BTB21	2517	7.235	6.710	2-1/2	4-1/4	1-3/4	6.0	3.5
22	H80BTB22	2517	7.555	7.027	2-1/2	4-1/4	1-3/4	6.5	3.5
23	H80BTB23	2517	7.875	7.344	2-1/2	4-1/4	1-3/4	7.0	3.5
24	H80BTB24	2517	8.196	7.661	2-1/2	4-1/4	1-3/4	7.5	3.5
25	H80BTB25	2517	8.516	7.979	2-1/2	4-1/4	1-3/4	8.1	3.5
26	H80BTB26	2517	8.836	8.296	2-1/2	4-1/4	1-3/4	8.8	3.5
27	H80BTB27	2517	9.156	8.614	2-1/2	4-1/4	1-3/4	9.0	3.5
28	H80BTB28	2517	9.475	8.931	2-1/2	4-1/4	1-3/4	9.5	3.5
30	H80BTB30	2517	10.114	9.567	2-1/2	4-1/4	1-3/4	11.5	3.5
32	H80BTB32	2517	10.753	10.202	2-1/2	4-1/4	1-3/4	12.0	3.5
35	H80BTB35	2517	11.711	11.156	2-1/2	4-1/4	1-3/4	15.2	3.5
36	H80BTB36	2517	12.030	11.474	2-1/2	4-1/4	1-3/4	17.0	3.5
40	H80BTB40	2517	13.306	12.746	2-1/2	4-1/4	1-3/4	21.0	3.5
45	H80BTB45	2517	14.901	14.336	2-1/2	4-1/4	1-3/4	26.5	3.5
48	H80BTB48	2517	15.857	15.290	2-1/2	4-1/4	1-3/4	29.5	3.5
54	H80BTB54	2517	17.769	17.198	2-1/2	4-1/4	1-3/4	38.5	3.5
60	H80BTB60	2517	19.681	19.107	2-1/2	4-1/4	1-3/4	45.0	3.5
70	H80BTB70	3020	22.867	22.289	3	5-1/4	2	52.3	6.5
80	H80BTB80	3020	26.052	25.471	3	5-1/4	2	69.2	6.5

H - Denotes hardened teeth.

*Hub has recessed groove allowing for chain clearance.

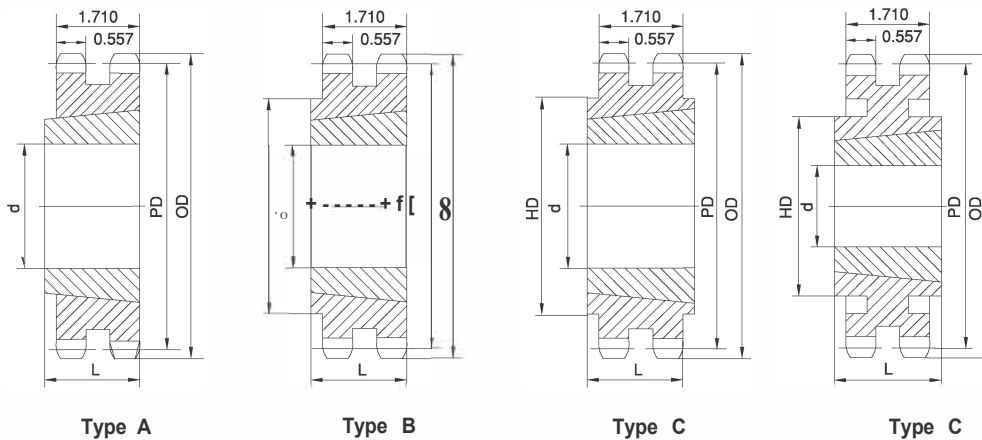


1" Pitch

Double Taper-Bushed

No. of Teeth	Type	Part No.	Bushing	OD	PD	Max. Bore d	HD	L	App. Wt. (Lbs.)	
									Sprocket	Bushing
13	A	HD80ATB13	1615	4.657	4.179	1-5/8		1-1/2	3.4	1.2
14	A	HD80ATB14	2012	4.982	4.494	2		1-1/4	3.5	1.7
15	A	HD80ATB15	2012	5.305	4.810	2		1-1/4	4.3	1.7
16	A	HD80ATB16	2517	5.627	5.126	2-1/2		1-3/4	3.8	3.5
17	A	HD80ATB17	2517	5.950	5.442	2-1/2		1-3/4	5.1	3.5
18	A	HD80ATB18	2517	6.271	5.759	2-1/2		1-3/4	6.4	3.5
19	B	HD80BTB19	3020	6.593	6.076	3	5	2	5.6	6.5
20	B	HD80BTB20	3020	6.914	6.392	3	5-1/4	2	7.1	6.5
21	B	HD80BTB21	3020	7.235	6.710	3	5-9/16	2	8.9	6.5
25	B	HD80BTB25	3020	8.516	7.979	3	6-7/8	2	16.5	6.5
30	C	HD80CTB30	3020	10.114	9.567	3	5-1/4	2	25.1	6.5
36	C	HD80CTB36	3020	12.030	11.474	3	5-1/4	2	39.4	6.5
42	C	HD80CTB42	3020	13.944	13.392	3	5-1/4	2	36.4	6.5
45	C,	HD80CTB45	3020	14.901	14.336	3	5-1/4	2	41.4	6.5
52	C,	HD80CTB52	3020	17.132	16.562	3	5-1/4	2	56.2	6.5
60	C,	HD80CTB60	3020	19.681	19.107	3	5-1/4	2	66.3	6.5
68	C,	HD80CTB68	3020	22.230	21.653	3	5-1/4	2	72.0	6.5
76	C,	HD80CTB76	3020	24.778	24.198	3	5-1/4	2	89.1	6.5
95	C,	HD80CTB95	3020	30.828	30.245	3	5-1/4	2	112.0	6.5

H - Denotes hardened teeth.



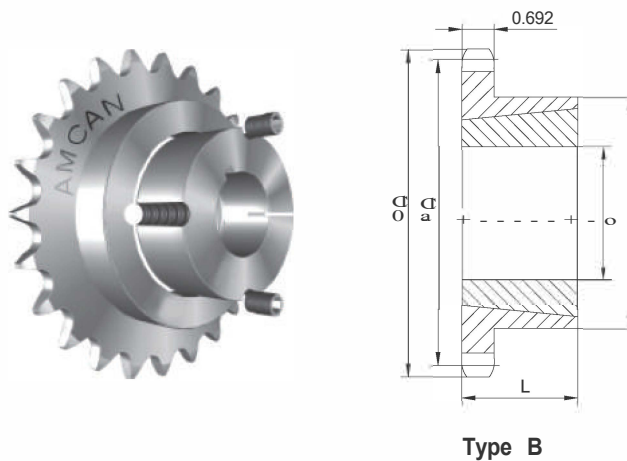
#100

1-1/4" Pitch

Single Taper-Bushed

No. ofteeth	Part No.	Bushing	OD	PD	Max. Bore d	HD	L	App. Wt. (Lbs.)	
								Sprocket	Bushing
11	H100BTB11	1615	5.007	4.437	1-5/8	3	1-1/2	2.7	1.2
12	H100BTB12	1615	5.415	4.830	1-5/8	3-1/4	1-1/2	3.5	1.2
13	H100BTB13	2012	5.821	5.223	2	3-9/16	1-1/4	3.6	1.7
14	H100BTB14	2012	6.227	5.617	2	3-9/16	1-1/4	3.9	1.7
15	H100BTB15	2517	6.631	6.012	2-1/2	4-1/4	1-3/4	5.0	3.5
16	H100BTB16	2517	7.034	6.407	2-1/2	4-1/2	1-3/4	6.4	3.5
17	H100BTB17	2517	7.437	6.803	2-1/2	4-1/2	1-3/4	7.1	3.5
18	H100BTB18	2517	7.839	7.198	2-1/2	4-1/2	1-3/4	7.8	3.5
19	H100BTB19	2517	8.241	7.594	2-1/2	4-1/2	1-3/4	8.7	3.5
20	H100BTB20	2517	8.642	7.991	2-1/2	4-1/2	1-3/4	9.6	3.5
21	H100BTB21	2517	9.043	8.387	2-1/2	4-1/2	1-3/4	10.6	3.5
22	H100BTB22	2517	9.444	8.783	2-1/2	4-1/2	1-3/4	11.0	3.5
24	H100BTB24	2517	10.245	9.577	2-1/2	4-1/2	1-3/4	13.0	3.5
26	H100BTB26	2517	11.045	10.370	2-1/2	4-1/2	1-3/4	15.0	3.5
28	H100BTB28	3020	11.844	11.164	3	5-1/4	2	16.5	6.5
30	H100BTB30	3020	12.643	11.958	3	5-1/4	2	22.0	6.5
32	H100BTB32	3020	13.442	12.753	3	5-1/4	2	23.0	6.5
35	H100BTB35	3020	14.639	13.945	3	5-1/4	2	28.0	6.5
36	H100BTB36	3020	15.038	14.342	3	5-1/4	2	31.0	6.5
40	H100BTB40	3020	16.633	15.932	3	5-1/4	2	37.0	6.5
45	H100BTB45	3020	18.626	17.919	3	5-1/4	2	46.0	6.5
48	H100BTB48	3020	19.821	19.112	3	5-1/4	2	53.0	6.5
54	H100BTB54	3020	22.212	21.498	3	5-1/4	2	62.0	6.5
60	H100BTB60	3020	24.601	23.884	3	5-1/4	2	72.0	6.5

H - Denotes hardened teeth.

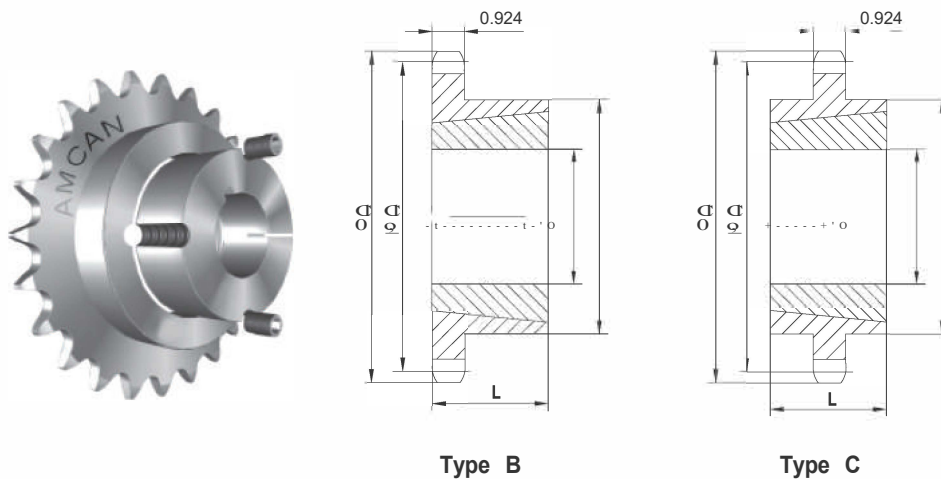


1-1/2" Pitch

Single Taper-Bushed

No. ofTeeth	Type	Part No.	Bushing	OD	PD	Max. Bore d	HD	L	App. Wt. (Lbs.)	
									Sprocket	Bushing
12	B	H120BTB12	2012	6.498	5.796	2	3-9/16	1-1/4	5.5	1.7
13	B	H120BTB13	2517	6.896	6.268	2-1/2	4-1/4	1-3/4	6.0	3.5
14	B	H120BTB14	2517	7.472	6.741	2-1/2	4-1/4	1-3/4	7.0	3.5
15	B	H120BTB15	2517	7.957	7.215	2-1/2	4-1/4	1-3/4	8.0	3.5
16	B	H120BTB16	3020	8.441	7.689	3	5-1/4	2	10.0	6.5
17	B	H120BTB17	3020	8.924	8.163	3	5-1/4	2	11.0	6.5
18	B	H120BTB18	3020	9.407	8.638	3	5-1/4	2	12.0	6.5
19	B	H120BTB19	3020	9.889	9.113	3	5-1/4	2	14.0	6.5
20	B	H120BTB20	3020	10.371	9.588	3	5-1/4	2	15.5	6.5
21	B	H120BTB21	3020	10.851	10.064	3	5-1/4	2	17.5	6.5
24	B	H120BTB24	3020	12.294	11.492	3	5-1/4	2	23.5	6.5
26	B	H120BTB26	3020	13.254	12.444	3	5-1/4	2	28.5	6.5
30	B	H120BTB30	3020	15.171	14.351	3	5-1/4	2	33.5	6.5
35	C	H120CTB35	3020	17.566	16.734	3	5-1/4	2	52.0	6.5
45	C	H120CTB45	3030	22.351	21.503	3	5-7/8	3	82.0	9.2
60	C	H120CTB60	3535	29.522	28.661	3-1/2	6-1/2	3-1/2	140.0	14.0
70	C	H120CTB70	3535	34.301	33.434	3-1/2	6-1/2	3-1/2	175.0	14.0
80	C	H120CTB80	3535	39.078	38.207	3-1/2	6-1/2	3-1/2	220.0	14.0

H - Denotes hardened teeth.



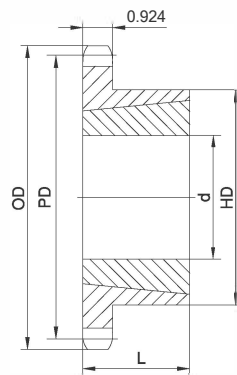
#140

1-3/4" Pitch

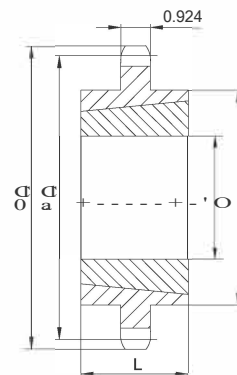
Single Taper-Bushed

No. of Teeth	Type	Part No.	Bushing	OD	PD	Max. Bore d	HD	L	App. Wt. (Lbs.)	
									Sprocket	Bushing
12	B	H140BTB12	2517	7.581	6.762	2-1/2	4-1/4	1-3/4	7.0	3.5
13	B	H140BTB13	3020	8.150	7.313	3	5-1/4	2	8.0	6.5
14	B	H140BTB14	3020	8.718	7.864	3	5-1/4	2	10.0	6.5
15	B	H140BTB15	3020	9.283	8.417	3	5-1/4	2	12.0	6.5
16	B	H140BTB16	3020	9.848	8.970	3	5-1/4	2	14.0	6.5
17	B	H140BTB17	3020	10.411	9.524	3	5-1/4	2	16.0	6.5
18	B	H140BTB18	3020	10.975	10.078	3	5-1/4	2	18.0	6.5
19	B	H140BTB19	3020	11.537	10.632	3	5-1/4	2	20.0	6.5
21	B	H140BTB21	3020	12.660	11.742	3	5-1/4	2	24.0	6.5
26	B	H140BTB26	3020	15.463	14.518	3	5-1/4	2	40.0	6.5
35	C	H140CTB35	3535	20.494	19.523	3-1/2	6-1/2	3-1/2	78.0	14.0
45	C	H140CTB45	4040	26.076	25.087	4	7-3/4	4	118.0	22.0
60	C	H140CTB60	4040	34.442	33.438	4	7-3/4	4	188.0	22.0
70	C	H140CTB70	4040	40.017	39.006	4	7-3/4	4	241.0	22.0

H - Denotes hardened teeth.



Type B



Type C

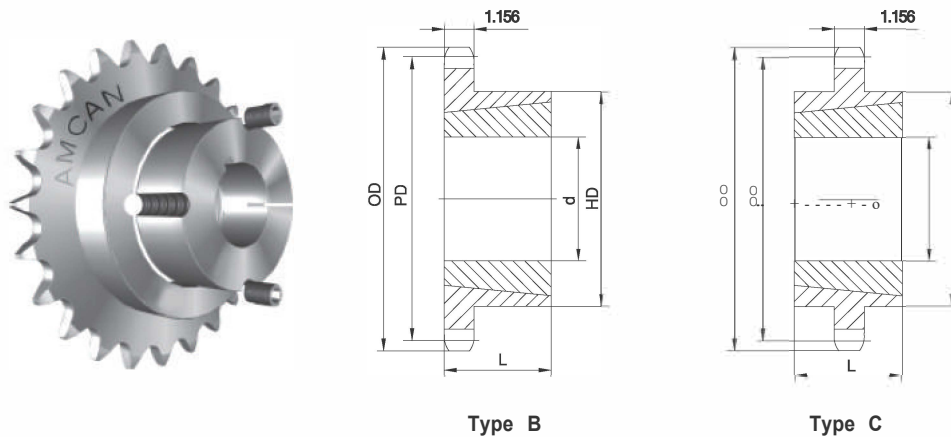
2" Pitch

#180

Single Taper-Bushed

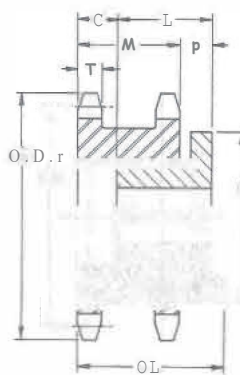
No. ofTeeth	Type	Part No.	Bushing	OD	PD	Max. Bore d	HD	L	App. Wt. (Lbs.)	
									Sprocket	Bushing
11	B	H160BTB11	2517	8.011	7.099	2-1/2	4-1/4	1-3/4	9.0	3.5
12	B	H160BTB12	3020	8.664	7.727	3	5-1/4	2	11.0	6.5
13	B	H160BTB13	3020	9.314	8.357	3	5-1/4	2	13.0	6.5
14	B	H160BTB14	3020	9.963	8.988	3	5-1/4	2	16.0	6.5
15	B	H160BTB15	3535	10.609	9.620	3-1/2	6-1/2	3-1/2	25.0	14.0
16	B	H160BTB16	3535	11.255	10.252	3-1/2	6-1/2	3-1/2	28.0	14.0
17	B	H160BTB17	3535	11.899	10.885	3-1/2	6-1/2	3-1/2	32.0	14.0
18	B	H160BTB18	3535	12.543	11.518	3-1/2	6-1/2	3-1/2	35.0	14.0
19	B	H160BTB19	3535	13.185	12.151	3-1/2	6-1/2	3-1/2	39.0	14.0
21	B	H160BTB21	3535	14.470	13.419	3-1/2	6-1/2	3-1/2	48.0	14.0
26	B	H160BTB26	3535	17.671	16.593	3-1/2	6-1/2	3-1/2	68.0	14.0
35	C	H160CTB35	4040	23.422	22.312	4	7-3/4	4	118.0	22.0
45	C	H160CTB45	4040	29.802	28.671	4	7-3/4	4	186.0	22.0
60	C	H160CTB60	4545	39.362	38.215	4-1/2	8-3/4	4-1/2	292.0	30.0

H - Denotes hardened teeth.

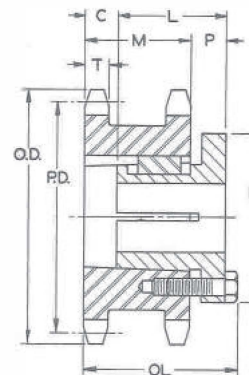


No. of Teeth	Part No.	Type	Bushing	OD	PD	Bore Range	T	M	OL	L	C	H	G	E	If: μ M. (IE) Sprocket less Bushing
For No. 40, 1/2" Pitch															
19	DS40H19	DS-1	H	3.28	3.038	3/8 - 1-1/2	.284	1-13/32	2-1/32	1-1/4	19/32	2-1/2	7/16	3/16	1.5
21	DS40H21	DS-1	H	3.62	3.355	3/8 - 1-1/2	.284	1-13/32	2-1/32	1-1/4	19/32	2-1/2	7/16	3/16	2.0
23	DS40P23	DS-2	P1	3.94	3.672	1/2-1-3/4	.284	1-13/32	2-9/32	1-15/16	3/32	3	5/8	1/4	2.3
24	DS40P24	DS-2	P1	4.10	3.831	1/2-1-3/4	.284	1-13/32	2-9/32	1-15/16	3/32	3	5/8	1/4	2.5
For No. 50, 5/8" Pitch															
17	DS50H17	DS-1	H	3.72	3.401	3/8-1-1/2	.343	1-21/32	2-9/32	1-1/4	27/32	2-1/2	7/16	3/16	2.3
19	DS50P19	DS-2	P1	4.12	3.797	1/2 - 1-3/4	.343	1-21/32	2-17/32	1-15/16	11/32	3	5/8	1/4	2.8
21	DS50P21	DS-2	P1	4.52	4.194	1/2-1-3/4	.343	1-21/32	2-17/32	1-15/16	11/32	3	5/8	1/4	3.8
23	DS50P23	DS-2	P1	4.92	4.590	1/2 - 1-3/4	.343	1-21/32	2-17/32	1-15/16	11/32	3	5/8	1/4	4.6
24	DS50P24	DS-2	P1	5.12	4.788	1/2-1-3/4	.343	1-21/32	2-17/32	1-15/16	11/32	3	5/8	1/4	5.0
For No. 60, 3/4" Pitch															
17	DS60P17	DS-2	P1	4.46	4.082	1/2 - 1-3/4	.459	1-61/64	2-63/64	1-15/16	41/64	3	5/8	1/4	3.9
19	DS60P19	DS-2	P1	4.95	4.557	1/2 - 1-3/4	.459	1-61/64	2-63/64	1-15/16	41/64	3	5/8	1/4	5.3
21	DS60Q21	DS-2	Q1	5.43	5.032	3/4- 2-11/16	.459	1-61/64	2-63/64	2-1/2	13/64	4-1/8	3/4	9/32	5.4
22	DS60Q22	DS-2	Q1	5.67	5.270	3/4-2-11/16	.459	1-61/64	2-63/64	2-1/2	13/64	4-1/8	3/4	9/32	6.2
23	DS60Q23	DS-2	Q1	5.91	5.508	3/4-2-11/16	.459	1-61/64	2-63/64	2-1/2	13/64	4-1/8	3/4	9/32	6.9
24	DS60Q24	DS-2	Q1	6.15	5.746	3/4-2-11/16	.459	1-61/64	2-63/64	2-1/2	13/64	4-1/8	3/4	9/32	7.6
For No. 80, 1" Pitch															
17	DS80Q17	DS-2	Q1	5.95	5.442	3/4-2-11/16	.575	2-13/64	3-15/64	2-1/2	29/64	4-1/8	3/4	9/32	7.2
19	DS80Q19	DS-2	Q1	6.59	6.076	3/4-2-11/16	.575	2-13/64	3-15/64	2-1/2	29/64	4-1/8	3/4	9/32	10.5
20	DS80Q20	DS-2	Q1	6.91	6.392	3/4-2-11/16	.575	2-13/64	3-15/64	2-1/2	29/64	4-1/8	3/4	9/32	12.2
21	DS80R21	DS-2	R1	7.24	6.710	1-1/8-3-3/4	.575	2-13/64	3-23/64	2-7/8	13/64	5-3/8	7/8	9/32	10.3
23	DS80R23	DS-2	R1	7.88	7.344	1-1/8-3-3/4	.575	2-13/64	3-23/64	2-7/8	13/64	5-3/8	7/8	9/32	13.2
For No.100, 1-1/4" Pitch															
17	DS100R17	DS-2	R1	7.44	6.803	1-1/8-3-3/4	.692	2-11/16	3-27/32	2-7/8	11/16	5-3/8	7/8	9/32	12.5
19	DS100R19	DS-2	R1	8.24	7.595	1-1/8-3-3/4	.692	2-11/16	3-27/32	2-7/8	11/16	5-3/8	7/8	9/32	18.8
21	DS100R21	DS-2	R1	9.04	8.387	1-1/8-3-3/4	.692	2-11/16	3-27/32	2-7/8	11/16	5-3/8	7/8	9/32	23.1

"RBL" Double single sprockets are standard with hardened teeth.
For heavy shock or reversing application longer bushings can be used.
"OL" dimension will change
Consult your local Ringball office for more information.



TYPE DS-1



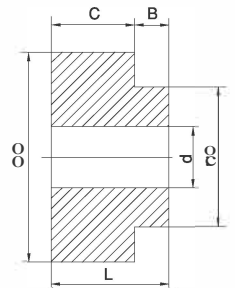
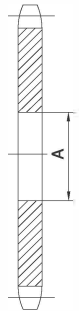
TYPE DS-2

Weld-On Finished Sprocket Plates

No. of teeth	35	40	50	60	80	100
	3/8" Pitch	1/2" Pitch	5/8" Pitch	3/4" Pitch	1" Pitch	1-1/4" Pitch
9				60V9	80W9	
10			50V10	60V10	80W10	100X10
11			50V11	60V11	80W11	100X11
12		40V12	50V12	60V12	80X12	100X12
13		40V13	50V13	60V13	80X13	100X13
14		40V14	50V14	60V14	80X14	100Y14
15	35V15	40V15	50V15	60V15	80X15	100Y15
16	35V16	40W16	50W16	60X16	80X16	100Y16
17	35V17	40W17	50X17	60X17	80X17	100Y17
18	35V18	40W18	50X18	60X18	80X18	100Y18
19	35V19	40W19	50X19	60X19	80X19	100Y19
20	35V20	40X20	50X20	60X20	80X20	100Y20
21	35V21	40X21	50X21	60X21	80X21	100Y21
22	35W22	40X22	50X22	60X22	80X22	100Y22
23	35W23	40X23	50X23	60X23	80X23	100Y23
24	35W24	40X24	50X24	60X24	80X24	100Y24
25	35W25	40X25	50X25	60X25	80X25	100Y25
26	35W26	40X26	50X26	60X26	80X26	100Y26
27	35W27	40X27	50X27	60X27	80X27	
28	35W28	40X28	50X28	60X28	80X28	100Y28
29	35W29	40X29	50X29	60X29	80X29	
30	35W30	40X30	50X30	60X30	80X30	100Y30
31	35W31	40X31	50X31	60X31		
32	35W32	40X32	50X32	60X32	80X32	100Y32
33	35W33	40X33	50X33	60X33	80X33	
34	35W34	40X34	50X34	60X34	80X34	
35	35W35	40X35	50X35	60X35	80X35	100Y35
36	35W36	40X36	50X36	60X36	80X36	100Y36
37	35W37	40X37	50X37	60X37		
38	35W38	40X38	50X38	60X38		
39	35W39	40X39	50X39	60X39		
40	35W40	40X40	50X40	60X40	80X40	
42	35W42	40X42	50X42	60X42		
43	35W43	40X43	50X43	60X43		
44	35W44	40X44	50X44	60X44		
45	35W45	40X45	50X45	60X45	80X45	
48	35W48	40X48	50X48	60X48	80X48	
50	35W50	40X50	50X50	60X50		
54	35W54	40X54	50X54	60X54	80X54	
60	35W60	40X60	50X60	60X60	80X60	
70	35W70	40X70	50X70	60X70		
72	35W72	40X72	50X72	60X72		
80	35W80	40X80	50X80	60X80		
84	35W84	40X84	50X84	60X84		
90		40X90				
96	35W96		50X96	60X96		



All black oxide finish.



Also available in hardened teeth.

For OD, PD, and L dimensions, please refer to the A Plate dimensions on corresponding sprocket pages. (eg. 50X25 OD= the OD dimension for the H50A25)

Hub No.	Chain No.	d		OD	HD	L	B	C	App. Wt. (Lbs.)
		Min.	Max.						
V	35-60	0.500	0.875	1.438	1.125	1.188	0.438	0.750	0.32
W	35-80	0.500	1.250	1.813	1.625	1.438	0.438	1.000	0.64
X	40-100	0.500	1.500	2.500	2.000	1.438	0.438	1.000	1.42
XX	40-100	1.000	1.625	3.000	2.000	1.500	0.438	1.063	2.20
y	100	1.000	2.000	3.750	2.750	1.875	0.688	1.188	3.92

Hub No.	A
V	1-1/8
W	1-5/8
X	2
XX	2
y	2-3/4